

Form 2670w

(Rev. 553)

Printed in U.S.A.

LIST OF PARTS



SINGER^{**}

MACHINE No. 143w2

THE SINGER MANUFACTURING COMPANY

INSTRUCTIONS FOR OILING

To ensure easy running and prevent unnecessary wear of the parts which are in movable contact, the machine requires oiling, and when in continuous use, "TYPE B" or "TYPE D" OIL, sold by Singer Sewing Machine Company, should be applied at least twice each day to all oil holes marked "OIL", as instructed in Form 2646w.

"TYPE D" OIL should be used when an oil is desired which will produce a minimum of stain on fabrics, even after a long period of storage.

Apply a few drops of oil to the bobbin case bearings each time a bobbin is replaced.

Copyright, U. S. A., 1938, 1940, 1941 and 1954,
by The Singer Manufacturing Company
All Rights Reserved for all Countries

INDEX

	Page
Accessories	14
Bobbin Winder	14
Fittings for Various Lines of Work	16
Knee Lifter	15
Machine No. 143w2	5
Miscellaneous Parts	21
Numerical List of Parts	23
Thread Unwinder	16

INSTRUCTIONS FOR ORDERING

In ordering from this list, use ONLY the PART number in the FIRST column.

The number stamped on a Sewing Machine Part is the number of the Single Part only, except when the part includes Set Screws, Clamping Screws, Studs and Rollers Spun on, Small Wires riveted, or Parts soldered together, etc., which it is necessary to furnish in combination.

Every combination of parts sent out has its specific number which, although not stamped on Parts (except in above case), must be used when ordering the combination.

Each number always indicates the SAME PART in whatever list it appears, or for whatever Machine.

The letters after some of the numbers indicate the style of finish only, as follows:

- A Hardened, Polished, Nickel Plated and Buffed.
- AL Heat Treated for Toughness.
- B Polished, Nickel Plated and Buffed.
- C Hardened only.
- D Polished only.
- E Soft, Not polished.
- F Hardened and Polished.
- H Blued.
- J Nickel Plated only.
- R Merlized.
- X Black Oxide, for Iron and Steel.
- XC Hardened and Black Oxide, for Iron and Steel.
- Y Black Nickel Plated only.
- Z Chromium Plated.

These letters MUST BE USED when they appear in the list and AFTER the number, as in the list.

In this series

1 to 1500, 200001 to 201500 and 350001 to 351500 are Screw Numbers.

1501 to 1800, 201501 to 201800 and 351501 to 351800 are Nut Numbers.

1801 to 2000, 201801 to 202000 and 351801 to 352000 are Roller Numbers.


2001 to 50000 and 202001 to 350000 are Numbers of Machine Parts.

The figures in the second column refer only to the plate in which the illustration of the part is shown and are NOT TO BE USED in ordering.

Two or more numbers over a cut indicate that the difference between such parts is not visible in an illustration.

Parts marked with an asterisk (*) are furnished only when repairs are made at the factory.

LIST OF PARTS COMPLETE FOR



MACHINE No. 143w2

HIGH SPEED ZIGZAG.

For Fine Lingerie, General Fabrics and Light Leather. Regularly Fitted for Fine Lingerie. Transverse, Rotary Hook. Lock Stitch. Drop Feed. Ball bearings at rear end of arm shaft and hook driving shaft. Needle throws up to $\frac{3}{16}$ inch and vibrates both sides of center line.

No.	Plate	Name
*241301	-----	Arm with 54897, 202135, 241303 and 241315
265802	15999	Arm Cap
200278X	15999	" " Screw
202248	15999	" " " Washer
54897	16002	" Oil Cup
241303	15999	" " Tube
204235	16000	" Position Pin (2)
200004E	16000	" Screw (3)

No.	Plate	Name
202005	16000	Arm Screw Washer (3)
241425	15999	" Shaft with 224392 and 350431E
249440	15999	" " Ball Bearing
*240054	15999	" " " " Collar with two 200378C
240055	15999	Arm Shaft Ball Bearing Collar 240054 with 249440
200378C	15999	Arm Shaft Ball Bearing Collar Set Screw
*240056	15999	Arm Shaft Ball Bearing Retaining Washer
*240053	15999	Arm Shaft Bushing (back)
200335C	15999	" " " " Set Screw
240057	15999	Arm Shaft Bushing (back, ball bearing) complete, Nos. 240053, 240055 and 240056
207080	15999	Arm Shaft Bushing (front) with 202244
202244	15999	" " " " Oil Packing (wick)
200502X	15999	Arm Shaft Bushing (front) Oil Packing Thumb Screw
200341C	15999	Arm Shaft Bushing (front) Set Screw
224400	16000	" " Connection Belt (reinforced neoprene)
241432	16000	Arm Shaft Connection Belt Pulley with 200327C, 200602C and two 202253
241440	16000	Arm Shaft Connection Belt Pulley 241432 with 240231, 241434, 241441, 241442, 241456, 248415 and two 200582X
200602C	16000	Arm Shaft Connection Belt Pulley Posi- tion Screw
200327C	16000	Arm Shaft Connection Belt Pulley Set Screw
202253	16000	Arm Shaft Connection Belt Pulley Spring Flange
224392	15999	Arm Shaft Oil Packing (wick)
350431E	15999	" " " " Stop Screw
*241312	-----	Bed
202258	16000	" Hinge Connection (2)
200570E	16000	" " " " Screw (4)
203100	16002	" Oil Packing (wick) (2)
241313	16001	" " Reservoir
200073E	16001	" " " " Clamp Screw
241315	16001	" " " " Oil Leader
202244	16001	" " " " Packing (wick)
350366X	16002	" " Stop Screw (2)
210505	16002	" Plate (back)
200577AL	16002	" " " " Screw (2)
210616	16002	" Slide (front)
263099	15973	Bobbin
210846	15973	" Case Base

No.	Plate	Name
241402	15973	Bobbin Case Cap with 200592C, 201016F and 263110
241403	15973	Bobbin Case Cap complete, Nos. 200964C 210736, 210914 and 241402
210913	15973	Bobbin Case Latch
210914	15973	" " " 210913 with 210734 and 210735
210735	15973	Bobbin Case Latch Fulcrum Pin
210734	15973	" " " Lever
210736	15973	" " " Spring
200964C	15973	" " " Stop Screw
210764	16001	" " Stop
200076D	16001	" " " Screw
263110	15973	" " Tension Spring
201016F	15973	" " " " Regulating Screw
200592C	15973	Bobbin Case Tension Spring Screw
241404	15973	Bobbin Case complete, Nos. 210846 and 241403
241454	15999	Driving Wheel (disc) (aluminum alloy casting) "V" belt groove (outside diam. of belt groove 2.9 in.) with 350540C and 350541C
350419X	15999	Driving Wheel Adjusting Screw
350540C	15999	" " Position Screw
350541C	15999	" " Set Screw
241444	16002	Face Plate
202135	16002	" " Position Pin
200462X	16002	" " Thumb Screw
241322	16001	Feed Bar
266005	16001	" " Hinge Stud (eccentric)
200988F	16001	" " " " Set Screw
202276	16001	" " Slide Block
210514	16001	" " " " Crank with 200035E
210515	16001	" " " " " 210514 with 200253C, 201531E and 202276
200035E	16001	Feed Bar Slide Block Crank Pinch Screw
200253C	16001	" " " " Hinge Screw
201531E	16001	" " " " " " Nut
210518	16001	" Dog, for 241371
200106E	16001	" " Screw (2)
241323	16000	" Driving Connection with 200054E and 202277
241439	16001	Feed Driving Connection Crank with 200019E
200019E	16001	Feed Driving Connection Crank Pinch Screw
201306C	16000	Feed Driving Connection Hinge Screw
201522E	16000	" " " Hinge Screw Nut
202277	16000	" " " Oil Packing (wick)
200054E	16000	" " " Pinch Screw
241434	16000	" " Eccentric

No.	Plate	Name
241441	16000	Feed Driving Eccentric Adjusting Disc
248415	16000	" " " Adjusting Disc Spring
240231	16000	" " " Friction Gib
350578XC	16000	" " " " Adjust- ing Screw
350562XC	16000	Feed Driving Eccentric Friction Gib Adjusting Screw Set Screw
241456	16000	Feed Driving Flange with two each 350562XC and 350578XC
266011	16001	Feed Driving Rock Shaft with two 200988F
202625	16001	Feed Driving Rock Shaft Stop Collar with two 200383C (2)
200383C	16001	Feed Driving Rock Shaft Stop Collar Set Screw
241442	16000	Feed Indicating Disc
200582X	16000	" " " Screw
241327	16000	" Lifting Connection with 200054E and 202277
241328	16001	Feed Lifting Connection Crank with 200050C and 200378C
200050C	16001	Feed Lifting Connection Crank Pinch Screw
200378C	16001	Feed Lifting Connection Crank Set Screw
202307	15999	" " " Eccentric with 200382C and 200437C
200437C	15999	Feed Lifting Connection Eccentric Posi- tion Screw
200382C	15999	Feed Lifting Connection Eccentric Set Screw
201306C	16000	Feed Lifting Connection Hinge Screw
201518E	16000	" " " " " Nut
202277	16000	" " " Oil Packing (wick)
200054E	16000	" " " Pinch Screw
241329	16001	" " Rock Shaft (hollow) and Hook Driving Shaft Bearing
202625	16001	Feed Lifting Rock Shaft Stop Collar with two 200383C
200383C	16001	Feed Lifting Rock Shaft Stop Collar Set Screw
213161	16000	Feed Regulating Lever with 213657
200665C	16000	" " " Hinge Screw
206452	16000	" " " Spring
213657	16000	" " " Pin
241394	15973	Hook (sewing) with 263134
241395	15973	" 241394 with 200145C, 210536, 263034 and three 200596F
241396	15973	Hook and Bobbin Case complete, Nos. 241395 and 241404
241368	16001	Hook Driving Bevel Pinion, 24 teeth, with two 200378C
200378C	16001	Hook Driving Bevel Pinion Set Screw

No.	Plate	Name
210535	16001	Hook Driving Bevel Pinion Shaft
263029	16001	" " " " " Ball Bearing
241334	16001	Hook Driving Bevel Pinion Shaft Ball Bearing Collar with two 200383C
241335	16001	Hook Driving Bevel Pinion Shaft Ball Bearing Collar 241334 with 263029
200383C	16001	Hook Driving Bevel Pinion Shaft Ball Bearing Collar Set Screw
263032	16001	Hook Driving Bevel Pinion Shaft Ball Bearing Retainer
200098E	16001	Hook Driving Bevel Pinion Shaft Ball Bearing Retainer Screw (3)
263033	16001	Hook Driving Bevel Pinion Shaft Belt Pulley with 202324 and two 201018C
201018C	16001	Hook Driving Bevel Pinion Shaft Belt Pulley Set Screw
202324	16001	Hook Driving Bevel Pinion Shaft Belt Pulley Spring Flange
210536	15973	Hook Gib
200596F	15973	" " Screw
263134	15973	" Oiling Felt
350398C	16001	" Position Screw
241397	16001	" Shaft (hollow)
241369	16001	" " Bevel Gear, 24 teeth, with two 200382C
200382C	16001	Hook Shaft Bevel Gear Set Screw
241336	16001	" " Bushing
241398	16001	" " 241336 with 241397 and 350314F
200370C	16001	Hook Shaft Bushing Oil Stop Screw
241338	16001	" " " " Tube
202254	16001	" " " " Wick
200335C	16001	" " " Set Screw
200363AL	16001	" " " " Screw
244084	16001	" " " " " Packing (fibre)
350314F	16001	" " Position Screw
263034	15973	" Washer Needle Guard
200145C	15973	" " " " Screw
240067	16002	Knee Lifter Connection Lever
210876	16002	" " " " 240067 with 202447, 210875 and two 200262X
200262X	16002	Knee Lifter Connection Lever Hinge Screw
202447	16002	Knee Lifter Connection Lever Lifting Rod with 202302
202302	16002	Knee Lifter Connection Lever Lifting Rod Cotter Pin
210875	16002	Knee Lifter Lifting Lever
200262X	16002	" " " " Hinge Screw
224317	16003	Needle Bar with 200125F, 200175X and 249270

No.	Plate	Name
265844	16003	Needle Bar Connecting Link
241410	16003	" " " " Guide Block
241342	16003	" " " " " "
		Gib (2)
200581X	16003	Needle Bar Connecting Link Guide Block
		Gib Screw (4)
241344	16003	Needle Bar Connecting Link Stud with
		202254
202254	16003	Needle Bar Connecting Link Stud Oil
		Packing (wick)
200374C	16003	Needle Bar Connecting Link Stud Set
		Screw
200383C	16003	Needle Bar Connecting Link Stud Set
		Screw
241345	16003	Needle Bar Connecting Stud with 202277
241346	16003	" " " " 241345 with
		210882
202277	16003	Needle Bar Connecting Stud Oil Packing
		(wick)
210882	16003	Needle Bar Connecting Stud Swivel with
		200387C
241438	16003	Needle Bar Crank with 200335C, 200374C
		200383C and 200428C
203172	16003	Needle Bar Crank Friction Washer
200428C	16003	" " " Position Screw
200335C	16003	" " " Set Screw
241348	16003	" " Frame with 200070C
241349	16003	" " Guide Stud
200334C	16003	" " " " Set Screw
210548	16003	" " " Hinge Stud
200334C	16003	" " " " Set Screw
241350	15974	" " " Pitman with 200054E
		and 202277
210557	15974	Needle Bar Frame Pitman Eccentric
		Stud
200070C	16003	Needle Bar Frame Pitman Eccentric
		Stud Set Screw
202277	15974	Needle Bar Frame Pitman Oil Packing
		(wick)
200054E	15974	Needle Bar Frame Pitman Pinch Screw
200387C	16003	" " Set Screw
249270	16003	" " Thread Guide
200175X	16003	" " " " Screw
200125F	16003	" Set Screw
202300	15974	" Vibrator Eccentric Regulating
		Bracket
210550	15974	Needle Vibrator Eccentric Regulating
		Bracket 202300 with 210552, two each
		200256C and 201525E
210551	15974	Needle Vibrator Eccentric Regulating
		Bracket Cover (plate)

No.	Plate	Name
200566D	15974	Needle Vibrator Eccentric Regulating Bracket Cover Screw (4)
210552	15974	Needle Vibrator Eccentric Regulating Bracket Flange with two 200383C
200383C	15974	Needle Vibrator Eccentric Regulating Bracket Flange Set Screw
200256C	15974	Needle Vibrator Eccentric Regulating Bracket Hinge Screw
201525E	15974	Needle Vibrator Eccentric Regulating Bracket Hinge Screw Nut
202301	15974	Needle Vibrator Eccentric Regulating Bracket Plunger
202595	15974	Needle Vibrator Eccentric Regulating Bracket Plunger Spring
200607C	15974	Needle Vibrator Eccentric Regulating Bracket Plunger Spring Stop Screw
200256C	15974	Needle Vibrator Eccentric Regulating Bracket Stop Screw
201525E	15974	Needle Vibrator Eccentric Regulating Bracket Stop Screw Nut
210699	15974	Needle Vibrator Gear (spiral) with two 200382C
203172	15974	Needle Vibrator Gear Friction Washer
200382C	15974	" " " Set Screw
210558	15974	" " " Shaft
210559	15974	" " " " Collar with two 200378C
200378C	15974	Needle Vibrator Gear Shaft Collar Set Screw
210700	15999	Needle Vibrator Pinion (spiral) with two 200382C
200382C	15999	Needle Vibrator Pinion Set Screw
200429F	15974	" " " Regulating Screw
200383C	15974	" " " " Check Screw
210553	15974	Needle Vibrator Regulating Spindle with 202583, 202619 and 210554
*202583	-----	Needle Vibrator Regulating Spindle Head
202619	15974	" " " " " " Position Pin
210554	15974	Needle Vibrator Regulating Spindle Spring (flat)
244033	16004	Presser Bar (hollow)
202335	16004	" " 244033 with 200074F
241352	16004	" " Bushing
200352C	16004	" " " Set Screw
202554	16004	" " Lifter
200653C	16004	" " " Hinge Screw
210789	16004	" " " Lifting Releasing Lever Bracket
200260D	16004	Presser Bar Lifting Releasing Lever Bracket Guide Screw

No.	Plate	Name
206608	16004	Presser Bar Lifting Releasing Lever Bracket Spring
241448	16004	Presser Bar Position Guide
202338	16004	" " " " Lever with 200086F
200086F	16004	Presser Bar Position Guide Lever Pinch Screw
200352C	16004	Presser Bar Position Guide Set Screw
210758	16004	" " Spring
202346	16004	" " " Stop Rod
200492X	16004	" " Thumb Screw (pressure regulating)
200475X	16004	Presser Bar Thumb Screw Thumb Set Screw
244084	16004	Presser Bar Thumb Screw Thumb Set Screw Packing (fibre)
202090	16004	Presser Foot Hinge Pin
203029	16004	" " Plate
200074F	16004	" " Screw
210620	16004	" " Shank
210569	16004	Presser Foot (hinged) complete, Nos. 202090, 203029 and 210620
244059	16003	Take-up Lever
241355	16003	" " Driving Stud with 202277
202277	16003	" " " " Oil Packing (wick)
241356	16003	Take-up Lever Hinge Stud with 202423
202423	16003	" " " " Oil Packing (wick)
200383C	16003	Take-up Lever Hinge Stud Set Screw
241451	16004	" " Oil Guard with 200362C and 241452
241452	16004	Take-up Lever Oil Guard Felt
200362C	16004	" " " " Set Screw
241453	16004	Take-up Lever Oil Guard complete, Nos. 241448 and 241451
202401	16004	Take-up Lever Oiling Felt
200904E	16004	" " " " Screw
263090	16004	" " " Wick
263041	16004	" " " " 263090 with 263097
241357	16004	Take-up Lever Oiling Wick Eyelet
200904E	16004	" " " " " Screw
*263097	16004	" " " " Wire
244048	16005	Tension Disc (back)
244049	16005	" " (front)
265838	16004	" Release Plunger
202405	16005	" " Washer
202407	16005	" Spring
263106	16005	" " Washer
200625F	16005	" Stud with 204925
200049C	16005	" " Set Screw

No.	Plate	Name
204925	16005	Tension Stud Washer
201572X	16005	" Thumb Nut
263107	16005	Tension complete, Nos. 200625F, 201572X 202405, 202407, 202410, 244048, 244049 and 263106
202410	16005	Thread Controller Spring
241443	16005	" " " Stop
200132E	16005	" " " " Screw
265839	16005	" " Thread Guard
200161D	16005	" " " " Screw
224387	16003	" Guide (on needle bar frame)
200174X	16003	" " " " " " Screw
241362	16005	" " (lower)
210955	16005	" " (upper)
200582X	16005	" " Screw (2)
240034	16005	" Retainer
200366X	16005	" " Set Screw
241371	16002	Throat Plate, 60 needle hole, for needle sizes 8 and 9, for 210518
200577AL	16002	Throat Plate Screw (2)

SINGER Needles should be used
 in **SINGER** Machines
 These Needles and their Containers
 are marked with the
 Company's Trade Mark "**SIMANCO**." 1

Needles in Containers marked
 "**FOR SINGER MACHINES**"
 are **NOT SINGER** made needles. 2

ACCESSORIES

No.	Plate	Name
200157B	16002	Attachment Screw
263099	15973	Bobbin (2)
231337	16006	Cloth Guide
200459D	16002	" " Thumb Screw
228212	15998	Drip Pan (short) with four 3/4 in. , wire nails
41400	16006	Machine Rest Pin (wood)
135x7	-----	Needles (six) size 12
120342	16006	Oiler (copper plated) with 120343
120343	16006	" Spout (3-1/2 in. long)
228476	16006	Screw Driver (Bobbin Case)
225498	16006	" " (7-1/4 in. long)
240566	16006	Wrench (3/32" Hex.)
225554	16006	" (steel)

BOBBIN WINDER

(SWINGING AUTOMATIC, RIGHT HAND)

FOR 5/16 INCH ROUND BELT DRIVE

259428	16615	Brake (leather)
259429	16615	" Clamp
200113F	16615	" " Screw
225453	16615	Frame with 202277 and 259660
225454	16615	" Hinge Pin
202277	16615	" Oil Packing (wick)
259660	16615	" " Well Washer
225455	16615	" Spring
225456	16615	" " Plunger
225368	16615	Pulley with 200380C
200380C	16615	" Set Screw
225381	16615	Spindle
225444	16615	Stop Latch
200056E	16615	" " Screw
225458	16615	" " Thumb Lever
225459	16615	" " " " Hinge Stud
225459	16615	" " " " Joint Stud
202478	16615	" " Trip Lever
200299X	16615	" " " " Hinge Screw
225461	16615	Tension Bracket with 201499X
200082D	16615	" " Screw

No.	Plate	Name
228026	16615	Tension Bracket Screw Washer
2102	16615	" Disc
13710	16615	" Spring
201499X	16615	" Stud
201572X	16615	" " Thumb Nut
225462	16615	Bobbin Winder Tension Bracket complete, Nos. 13710, 201572X, 225461 and two 2102
259430	16615	Bobbin Winder and Tension Bracket Base
259431	16615	Universal Bobbin Winder complete, Nos. 200056E, 200082D, 200113F, 200299X, 202478, 225368, 225381, 225444, 225453 to 225456, 225458, 225462, 228026, 259428 to 259430, two each 225459 and wood screws 3/4 in., No. 12, R. H. B.

Note: Bobbin Winder 259431 is furnished with this machine unless Bobbin Winder 259462 is specified on order.

KNEE LIFTER

228713	18580	Rock Lever with two 350231C
228707	18580	" " Bracket with 200347C and three wood screws 7/8 in., No. 12
228709	18580	Rock Lever Bracket 228707 with 228363, 228367, 228386, 228455 and 228713
228370	18580	Rock Lever Extension with 200529C
350231C	18580	" " " Set Screw
228363	18580	" " Hinge Pin
228364	18580	" " Knee Plate with 350231C
228388	18580	" " " " Arm
350231C	18580	" " " " " Set Screw
350231C	18580	" " " " " Set Screw
228455	18580	" " Position Spring
228365	18580	" " Rod
200529C	18580	" " " Set Screw
228386	18580	" " Spring
228367	18580	" " Stop Stud
200347C	18580	" " " " " Set Screw
228710	18580	Knee Lifter Rock Lever complete, Nos. 228364, 228365, 228370, 228388 and 228709

(Other Knee Lifter Parts are listed with parts of Machine Head)

THREAD UNWINDER

No.	Plate	Name
228692	17900	Spool Pin
201528X	17900	" " Nut
228693	17900	" " Washer
225257	17900	" Rest (for two spools) (flat) with 201018C, two each 201528X, 228692 and 228693
150203	17900	Spool Rest Cushion (felt)
225388	17900	" " Rod
200383C	17900	" " " Set Screw
201018C	17900	" " Set Screw
259658	17900	" Stand with 200383C
225391	17900	Thread Guide
201696X	17900	" " Lock Nut
225326	17900	" " Position Cup
225324	17900	" " Rod with 208AL and 225322
208AL	17900	" " " Screw
225322	17900	" " " Washer
225258	17900	Thread Unwinder (for two spools) (flat) complete, Nos. 201696X, 225257, 225324, 225326, 225388, 259658, two each 150203, 225391 and three wood screws 7/8 in., No. 12

FITTINGS FOR VARIOUS LINES OF WORK LINGERIE

FOR ATTACHING APPLIQUE WORK

241373	15985	Feed Dog, for 241372
202343	15985	Presser Bar Spring
202090	15985	" Foot Hinge Pin
241393	15985	" " Plate
241374	15985	" " Shank
241375	15985	Presser Foot (hinged) complete, 53 needle hole, Nos. 202090, 241374 and 241393
241372	15985	Throat Plate, 60 needle hole, for needle sizes 8 and 9, for 241373

FOR ATTACHING LACE

No.	Plate	Name
210518	16007	Feed Dog, for 241380
241406	16007	Lace Guide (switch-up) with 201218E, 201537E and 350404D
241407	16007	Lace Guide Bracket with 200047D, 201218E, 201237E, 201566B and 241405
200047D	16007	Lace Guide Bracket Set Screw
200934D	16007	" " Hinge Screw
201531E	16007	" " " " Nut
350404D	16007	" " Screw (handle)
201537E	16007	" " " " Nut
206042	16007	" " Spring
201218E	16007	" " " Screw Stud
241405	16007	" " Stop Pin
201237E	16007	" " " Screw
201566B	16007	" " " " Thumb Nut
241408	16007	Lace Guide (switch-up) complete, for attaching lace to crepe de chine, Nos. 200934D, 201531E, 206042, 241406 and 241407
241384	16007	Lace Guide
241390	16007	" " and Tension Bracket Base
200158X	16007	" " " " " "
		Screw
201525E	16007	Lace Guide and Tension Bracket Base Screw Nut
200170X	16007	Lace Guide Screw
241391	16007	" Leader
350389J	16007	" " Wing Screw
241392	16007	" Tension Bracket
200184B	16007	" " " Screw
241385	16007	Lace Guide Tension and Leader com- plete, Nos. 200158X, 201525E, 241384, 241390 to 241392, 350389J, two each 200170X and 200184B
202090	16007	Presser Foot Hinge Pin
203029	16007	" " Plate
210620	16007	" " Shank
210569	16007	Presser Foot (hinged) complete, Nos. 202090, 203029 and 210620
241380	16007	Throat Plate, 60 needle hole, for needle sizes 8 and 9, for 210518

FOR ATTACHING LACE AND CORD

No.	Plate	Name
210518	15979	Feed Dog, for 241371
202090	15979	Presser Foot Hinge Pin
241376	15979	" " Plate
202923	15979	" " Shank
241377	15979	Presser Foot (hinged) complete, Nos. 202090, 202923 and 241376
241371	15979	Throat Plate, 60 needle hole, for needle sizes 8 and 9, for 210518

FOR ATTACHING "LASTEX" WAIST BAND

210518	15986	Feed Dog, for 241371
202090	15986	Presser Foot Hinge Pin
203029	15986	" " Plate
210620	15986	" " Shank
210569	15986	Presser Foot (hinged) complete, Nos. 202090, 203029 and 210620
241371	15986	Throat Plate, 60 needle hole, for needle sizes 8 and 9, for 210518

FOR PICOT EDGING SIDES

210518	15986	Feed Dog, for 241371
230929	15986	Hemmer Foot, 3/32 in. hem, for hem- ming scallops on sheer material
241371	15986	Throat Plate, 60 needle hole, for needle sizes 8 and 9, for 210518

FOR PICOT EDGING SHOULDER STRAPS

(FURNISH SAMPLE OR STATE

WIDTH OF FINISHED STRAP DESIRED)

241386	16009	Edge Guide
210519	16009	Feed Dog, for 241371
241387	16009	Presser Foot
241388	16009	Strip Folder on Shank
203075	16009	" " " " Base Plate with 225706

No.	Plate	Name
230000	16009	Strip Folder on Shank Base Plate 203075 with 201525E, 203077, 225708, 350472X and two 200160B
225706	16009	Strip Folder on Shank Base Plate Position Pin
350472X	16009	Strip Folder on Shank Base Plate Screw
201525E	16009	" " " " " " "
		Nut
225708	16009	Strip Folder on Shank Base Plate Spring
203077	16009	" " " " Clamp Washer
200160B	16009	" " " " " " Screw
241389	16009	" Guide on Shank
226200	16009	" Reel (6 in. diam.) with 225666
225664	16009	" " Supporting Spindle
225665	16009	" " " " Base with 225664 and two wood screws 3/4 in., No. 7
230471	16009	Strip Reel Supporting Spindle Hub
225666	16009	" " " " " 230471 with 225980
225980	16009	Strip Reel Supporting Spindle Hub Base
226201	16009	Strip Reel (6 in. diam.) complete, Nos. 225665 and 226200
241371	16009	Throat Plate, 60 needle hole, for needle sizes 8 and 9, for 210519

FOR STITCHING SIDE SEAMS

210518	16008	Feed Dog, for 241371
230795	16008	Presser Foot Hinge Pin
241378	16008	" " Plate
210620	16008	" " Shank
241379	16008	Presser Foot (hinged) complete, 50 needle hole, Nos. 210620, 230795 and 241378
241371	16008	Throat Plate, 60 needle hole, for needle sizes 8 and 9, for 210518

GENERAL FABRICS

APPLIQUE WORK

241373	15984	Feed Dog, for 241372
202090	15984	Presser Foot Hinge Pin
241393	15984	" " Plate
241374	15984	" " Shank

FITTINGS FOR VARIOUS LINES OF WORK

No.	Plate	Name
241375	15984	Presser Foot (hinged) complete, 53 needle hole, Nos. 202090, 241374 and 241393
241372	15984	Throat Plate, 60 needle hole, for needle sizes 8 and 9, for 241373

FOR COLLAR ORNAMENTATION

226999	15984	Edge Guide
210516	15984	Feed Dog, 210596
230795	15984	Presser Foot Hinge Pin
203027	15984	" " Plate
210620	15984	" " Shank
210562	15984	Presser Foot (hinged) complete, Nos. 203027, 210620 and 230795
210596	15984	Throat Plate, 53 needle hole, for needle sizes 12 and 13, for 210516

FOR HAT SWEATS

200459D	15980	Attaching Thumb Screw
259007	15980	Band Guide (adjustable)
200126D	15980	" " Screw
259008	15980	Body
259009	15980	" 259008 with 259010 and two 200172X
259010	15980	Edge Guide (adjustable)
200172X	15980	" " Screw
259011	15980	Reed Guide
200585X	15980	" " Screw
259012	15980	Strip Guide (lower) (adjustable)
201560D	15980	" " " Thumb Nut
259013	15980	" " (upper) (adjustable)
200169B	15980	" " " Screw
259014	15980	Tension Spring
200175D	15980	" " Screw
259015	15980	Hat Sweat Folder and Guide complete, for strips from 5/8 to 1-1/4 in. wide, top guide adjustable from 1/4 to 9/16 in., bottom guide adjustable from 1/4 to 1 in., Nos. 200126D, 200169B, 200459D, 201560D, 259007, 259009, 259011 to 259014, two each 200175D and 200585X
210524	15980	Feed Dog, for 259018
259017	15980	Presser Foot, for use with Throat Plate 259018
259018	15980	Throat Plate, 53 needle hole, for needle sizes 12 and 13, for use with Presser Foot 259017, for 210524

FOR ROLLED PICOT EDGING

No.	Plate	Name
210518	15980	Feed Dog, for 241371
230929	15980	Hemmer Foot, 3/32 in. hem, for hemming scallops on sheer material
241371	15980	Throat Plate, 60 needle hole, for needle sizes 8 and 9, for 210518

FOR SERGING TROUSERS

226999	15984	Edge Guide
210516	15984	Feed Dog, for 210596
230795	15984	Presser Foot Hinge Pin
203027	15984	" " Plate
210620	15984	" " Shank
210562	15984	Presser Foot (hinged) complete, Nos. 203027, 210620 and 230795
210596	15984	Throat Plate, 53 needle hole, for needle sizes 12 and 13, for 210516

FOR STITCHING STARS TO FLAG

210518	15985	Feed Dog, for 210600
202090	15985	Presser Foot Hinge Pin
203029	15985	" " Plate
210620	15985	" " Shank
210569	15985	Presser Foot (hinged) complete, Nos. 202090, 203029 and 210620
210600	15985	Throat Plate, 53 needle hole, for needle sizes 12 and 13, for 210518

MISCELLANEOUS PARTS

USED IN CONJUNCTION WITH
THREAD UNWINDER

60913	17900	Spool Weight with 60914
60914	17900	" " Center Pin
225377	17900	" Wire, for small spools
27739	17900	Thread Cone (wood)
225390	17900	" " Holder

SINGER Needles should be used
in **SINGER** Machines
These Needles and their Containers
are marked with the
Company's Trade Mark "**SIMANCO.****" 1

Needles in Containers marked
"**FOR SINGER MACHINES**"
are **NOT SINGER** made needles. 2

NUMERICAL LIST OF PARTS

No.	Plate	Name
208AL	17900	Thread Unwinder Thread Guide Rod Screw, for 225324
2102	16615	Bobbin Winder Tension Disc, for 225462
13710	16615	" " " Spring, for 225462
27739	17900	Thread Unwinder Thread Cone (wood)
41400	16006	Machine Rest Pin (wood)
54897	16002	Arm Oil Cup, for 241301
60913	17900	Thread Unwinder Spool Weight with 60914
60914	17900	Thread Unwinder Spool Weight Center Pin, for 60913
120342	16006	Oiler (copper plated) with 120343
120343	16006	" Spout (3-1/2 in. long) for 120342
150203	17900	Thread Unwinder Spool Rest Cushion (felt) for 225258
200004E	16000	Arm Screw
200019E	16001	Feed Driving Connection Crank Pinch Screw, for 241439
200035E	16001	Feed Bar Slide Block Crank Pinch Screw, for 210514
200047D	16007	Lace Guide Bracket Set Screw, for 241407
200049C	16005	Tension Stud Set Screw
200050C	16001	Feed Lifting Connection Crank Pinch Screw, for 241328
200054E	16000	Feed Driving Connection Pinch Screw, for 241323
200054E	16000	Feed Lifting Connection Pinch Screw, for 241327
200054E	15974	Needle Bar Frame Pitman Pinch Screw, for 241350
200056E	16615	Bobbin Winder Stop Latch Screw, for 259431
200070C	16003	Needle Bar Frame Pitman Eccentric Stud Set Screw, for 241348
200073E	16001	Bed Oil Reservoir Clamp Screw
200074F	16004	Presser Foot Screw, for 202335
200076D	16001	Bobbin Case Stop Screw
200082D	16615	" Winder Tension Bracket Screw, for 259431
200086F	16004	Presser Bar Position Guide Lever Pinch Screw, for 202338
200098E	16001	Hook Driving Bevel Pinion Shaft Ball Bearing Retainer Screw

NUMERICAL LIST OF PARTS

No.	Plate	Name
200106E	16001	Feed Dog Screw
200113F	16615	Bobbin Winder Brake Clamp Screw, for 259431
200125F	16003	Needle Set Screw, for 224317
200126D	15980	Hat Sweat Folder Band Guide Screw, for 259015
200132E	16005	Thread Controller Spring Stop Screw
200145C	15973	Hook Washer Needle Guard Screw, for 241395
200157B	16002	Attachment Screw
200158X	16007	Lace Guide and Tension Bracket Base Screw, for 241385
200160B	16009	Strip Folder on Shank Clamp Washer Screw, for 230000
200161D	16005	Thread Controller Thread Guard Screw
200169B	15980	Hat Sweat Folder Strip Guide (upper) Screw, for 259015
200170X	16007	Lace Guide Screw, for 241385
200172X	15980	Hat Sweat Folder Edge Guide Screw, for 259009
200174X	16003	Thread Guide (on needle bar frame) Screw
200175D	15980	Hat Sweat Folder Tension Spring Screw, for 259015
200175X	16003	Needle Bar Thread Guide Screw, for 224317
200184B	16007	Lace Tension Bracket Screw, for 241385
200253C	16001	Feed Bar Slide Block Hinge Screw, for 210515
200256C	15974	Needle Vibrator Eccentric Regulating Bracket Hinge Screw, for 210550
200256C	15974	Needle Vibrator Eccentric Regulating Bracket Stop Screw, for 210550
200260D	16004	Presser Bar Lifting Releasing Lever Bracket Guide Screw
200262X	16002	Knee Lifter Connection Lever Hinge Screw, for 210876
200262X	16002	Knee Lifter Lifting Lever Hinge Screw, for 210876
200278X	15999	Arm Cap Screw
200299X	16615	Bobbin Winder Stop Latch Trip Lever Hinge Screw, for 259431
200327C	16000	Arm Shaft Connection Belt Pulley Set Screw, for 241432
200334C	16003	Needle Bar Frame Guide Stud Set Screw
200334C	16003	" " " Hinge Stud Set Screw
200335C	15999	Arm Shaft Bushing (back) Set Screw
200335C	16001	Hook Shaft Bushing Set Screw
200335C	16003	Needle Bar Crank Set Screw, for 241438
200341C	15999	Arm Shaft Bushing (front) Set Screw
200347C	18580	Knee Lifter Rock Lever Stop Stud Set Screw, for 228707

NUMERICAL LIST OF PARTS

25

No.	Plate	Name
200352C	16004	Presser Bar Bushing Set Screw
200352C	16004	" " Position Guide Set Screw
200362C	16004	Take-up Lever Oil Guard Set Screw, for 241451
200363AL	16001	Hook Shaft Bushing Set Screw
200366X	16005	Thread Retainer Set Screw
200370C	16001	Hook Shaft Bushing Oil Stop Screw
200374C	16003	Needle Bar Connecting Link Stud Set Screw, for 241438
200378C	15999	Arm Shaft Ball Bearing Collar Set Screw for 240054
200378C	16001	Feed Lifting Connection Crank Set Screw for 241328
200378C	16001	Hook Driving Bevel Pinion Set Screw, for 241368
200378C	15974	Needle Vibrator Gear Shaft Collar Set Screw, for 210559
200380C	16615	Bobbin Winder Pulley Set Screw, for 225368
200382C	15999	Feed Lifting Connection Eccentric Set Screw, for 202307
200382C	16001	Hook Shaft Bevel Gear Set Screw, for 241369
200382C	15974	Needle Vibrator Gear Set Screw, for 210699
200382C	15999	Needle Vibrator Pinion Set Screw, for 210700
200383C	16001	Feed Driving Rock Shaft Stop Collar Set Screw, for 202625
200383C	16001	Feed Lifting Rock Shaft Stop Collar Set Screw, for 202625
200383C	16001	Hook Driving Bevel Pinion Shaft Ball Bearing Collar Set Screw, for 241334
200383C	16003	Needle Bar Connecting Link Stud Set Screw, for 241438
200383C	15974	Needle Vibrator Eccentric Regulating Bracket Flange Set Screw, for 210552
200383C	15974	Needle Vibrator Regulating Screw Check Screw
200383C	16003	Take-up Lever Hinge Stud Set Screw
200383C	17900	Thread Unwinder Spool Rest Rod Set Screw, for 259658
200387C	16003	Needle Bar Set Screw, for 210882
200428C	16003	" " Crank Position Screw, for 241438
200429F	15974	Needle Vibrator Regulating Screw
200437C	15999	Feed Lifting Connection Eccentric Posi- tion Screw, for 202307
200459D	16002	Cloth Guide Thumb Screw
200459D	15980	Hat Sweat Folder Attaching Thumb Screw, for 259015
200462X	16002	Face Plate Thumb Screw

NUMERICAL LIST OF PARTS

No.	Plate	Name
200475X	16004	Presser Bar Thumb Screw Thumb Set Screw
200492X	16004	Presser Bar Thumb Screw (pressure regulating)
200502X	15999	Arm Shaft Bushing (front) Oil Packing Thumb Screw
200529C	18580	Knee Lifter Rock Lever Rod Set Screw, for 228370
200566D	15974	Needle Vibrator Eccentric Regulating Bracket Cover Screw
200570E	16000	Bed Hinge Connection Screw
200577AL	16002	" Plate (back) Screw
200577AL	16002	Throat Plate Screw
200581X	16003	Needle Bar Connecting Link Guide Block Gib Screw
200582X	16000	Feed Indicating Disc Screw, for 241440
200582X	16005	Thread Guide Screw
200585X	15980	Hat Sweat Folder Reed Guide Screw, for 259015
200592C	15973	Bobbin Case Tension Spring Screw, for 241402
200596F	15973	Hook Gib Screw, for 241395
200602C	16000	Arm Shaft Connection Belt Pulley Position Screw, for 241432
200607C	15974	Needle Vibrator Eccentric Regulating Bracket Plunger Spring Stop Screw
200625F	16005	Tension Stud with 204925, for 263107
200653C	16004	Presser Bar Lifter Hinge Screw
200665C	16000	Feed Regulating Lever Hinge Screw
200904E	16004	Take-up Lever Oiling Felt Screw
200904E	16004	" " " Wick Eyelet Screw
200934D	16007	Lace Guide Hinge Screw, for 241408
200964C	15973	Bobbin Case Latch Stop Screw, for 241403
200988F	16001	Feed Bar Hinge Stud Set Screw, for 266011
201016F	15973	Bobbin Case Tension Spring Regulating Screw, for 241402
201018C	16001	Hook Driving Bevel Pinion Shaft Belt Pulley Set Screw, for 263033
201018C	17900	Thread Unwinder Spool Rest Set Screw, for 225257
201218E	16007	Lace Guide Spring Screw Stud, for 241406 and 241407
201237E	16007	Lace Guide Stop Screw, for 241407
201306C	16000	Feed Driving Connection Hinge Screw
201306C	16000	" Lifting Connection Hinge Screw
201499X	16615	Bobbin Winder Tension Stud, for 225461
201518E	16000	Feed Lifting Connection Hinge Screw Nut
201522E	16000	" Driving Connection Hinge Screw Nut
201525E	16007	Lace Guide and Tension Bracket Base Screw Nut, for 241385

No.	Plate	Name
201525E	15974	Needle Vibrator Eccentric Regulating Bracket Hinge Screw Nut, for 210550
201525E	15974	Needle Vibrator Eccentric Regulating Bracket Stop Screw Nut, for 210550
201525E	16009	Strip Folder on Shank Base Plate Screw Nut, for 230000
201528X	17900	Thread Unwinder Spool Pin Nut, for 225257
201531E	16001	Feed Bar Slide Block Hinge Screw Nut, for 210515
201531E	16007	Lace Guide Hinge Screw Nut, for 241408
201537E	16007	" " Screw (handle) Nut, for 241406
201560D	15980	Hat Sweat Folder Strip Guide (lower) Thumb Nut, for 259015
201566B	16007	Lace Guide Stop Screw Thumb Nut, for 241407
201572X	16615	Bobbin Winder Tension Stud Thumb Nut, for 225462
201572X	16005	Tension Thumb Nut, for 263107
201696X	17900	Thread Unwinder Thread Guide Lock Nut, for 225258
202005	16000	Arm Screw Washer
202090	16004	Presser Foot Hinge Pin, for 210569, 241375 and 241377
202135	16002	Face Plate Position Pin, for 241301
202244	15999	Arm Shaft Bushing (front) Oil Packing (wick) for 207080
202244	16001	Bed Oil Reservoir Packing (wick)
202248	15999	Arm Cap Screw Washer
202253	16000	" Shaft Connection Belt Pulley Spring Flange, for 241432
202254	16001	Hook Shaft Bushing Oil Wick
202254	16003	Needle Bar Connecting Link Stud Oil Packing (wick) for 241344
202258	16000	Bed Hinge Connection
202276	16001	Feed Bar Slide Block, for 210515
202277	16615	Bobbin Winder Frame Oil Packing (wick) for 225453
202277	16000	Feed Driving Connection Oil Packing (wick) for 241323
202277	16000	Feed Lifting Connection Oil Packing (wick) for 241327
202277	16003	Needle Bar Connecting Stud Oil Packing (wick) for 241345
202277	15974	Needle Bar Frame Pitman Oil Packing (wick) for 241350
202277	16003	Take-up Lever Driving Stud Oil Packing (wick) for 241355
202300	15974	Needle Vibrator Eccentric Regulating Bracket, for 210550

NUMERICAL LIST OF PARTS

No.	Plate	Name
202301	15974	Needle Vibrator Eccentric Regulating Bracket Plunger
202302	16002	Knee Lifter Connection Lever Lifting Rod Cotter Pin, for 202447
202307	15999	Feed Lifting Connection Eccentric with 200382C and 200437C
202324	16001	Hook Driving Bevel Pinion Shaft Belt Pulley Spring Flange, for 263033
202335	16004	Presser Bar 244033 with 200074F,
202338	16004	" " Position Guide Lever with 200086F
202343	15985	Presser Bar Spring
202346	16004	" " " Stop Rod
202401	16004	Take-up Lever Oiling Felt
202405	16005	Tension Release Washer, for 263107
202407	16005	" Spring, for 263107
202410	16005	Thread Controller Spring, for 263107
202423	16003	Take-up Lever Hinge Stud Oil Packing (wick) for 241356
202447	16002	Knee Lifter Connection Lever Lifting Rod with 202302, for 210876
202478	16615	Bobbin Winder Stop Latch Trip Lever, for 259431
202554	16004	Presser Bar Lifter
*202583	-----	Needle Vibrator Regulating Spindle Head, for 210553
202595	15974	Needle Vibrator Eccentric Regulating Bracket Plunger Spring
202619	15974	Needle Vibrator Regulating Spindle Head Position Pin, for 210553
202625	16001	Feed Driving Rock Shaft Stop Collar with two 200383C
202625	16001	Feed Lifting Rock Shaft Stop Collar with two 200383C
202923	15979	Presser Foot Shank, for 241377
203027	15984	" " Plate, for 210562
203029	16004	" " " " 210569
203075	16009	Strip Folder on Shank Base Plate with 225706, for 230000
203077	16009	Strip Folder on Shank Clamp Washer, for 230000
203100	16002	Bed Oil Packing (wick)
203172	16003	Needle Bar Crank Friction Washer
203172	15974	" Vibrator Gear Friction Washer
204235	16000	Arm Position Pin
204925	16005	Tension Stud Washer, for 200625F
206042	16007	Lace Guide Spring, for 241408
206452	16000	Feed Regulating Lever Spring
206608	16004	Presser Bar Lifting Releasing Lever Bracket Spring
207080	15999	Arm Shaft Bushing (front) with 202244
210505	16002	Bed Plate (back)

NUMERICAL LIST OF PARTS

29

No.	Plate	Name
210514	16001	Feed Bar Slide Block Crank with 200035E, for 210515
210515	16001	Feed Bar Slide Block Crank 210514 with 200253C, 201531E and 202276
210516	15984	Feed Dog, for 210596
210518	16001	" " " 210600, 241371 and 241380
210519	16009	" " " 241371
210524	15980	" " " 259018
210535	16001	Hook Driving Bevel Pinion Shaft
210536	15973	" Gib, for 241395
210548	16003	Needle Bar Frame Hinge Stud
210550	15974	" Vibrator Eccentric Regulating Bracket 202300 with 210552, two each 200256C and 201525E
210551	15974	Needle Vibrator Eccentric Regulating Bracket Cover (plate)
210552	15974	Needle Vibrator Eccentric Regulating Bracket Flange with two 200383C, for 210550
210553	15974	Needle Vibrator Regulating Spindle with 202583, 202619 and 210554
210554	15974	Needle Vibrator Regulating Spindle Spring (flat) for 210553
210557	15974	Needle Bar Frame Pitman Eccentric Stud
210558	15974	Needle Vibrator Gear Shaft
210559	15974	" " " " Collar with two 200378C
210562	15984	Presser Foot (hinged) complete, Nos. 203027, 210620 and 230795
210569	16004	Presser Foot (hinged) complete, Nos. 202090, 203029 and 210620
210596	15984	Throat Plate, 53 needle hole, for needle sizes 12 and 13, for 210516
210600	15985	Throat Plate, 53 needle hole, for needle sizes 12 and 13, for 210518
210616	16002	Bed Slide (front)
210620	16004	Presser Foot Shank, for 210562, 210569 and 241379
210699	15974	Needle Vibrator Gear (spiral) with two 200382C
210700	15999	Needle Vibrator Pinion (spiral) with two 200382C
210734	15973	Bobbin Case Latch Lever, for 210914
210735	15973	" " " Fulcrum Pin, for 210914
210736	15973	Bobbin Case Latch Spring, for 241403
210758	16004	Presser Bar Spring
210764	16001	Bobbin Case Stop
210789	16004	Presser Bar Lifting Releasing Lever Bracket
210846	15973	Bobbin Case Base, for 241404

NUMERICAL LIST OF PARTS

No.	Plate	Name
210875	16002	Knee Lifter Lifting Lever, for 210876
210876	16002	" " Connection Lever 240067 with 202447, 210875 and two 200262X
210882	16003	Needle Bar Connecting Stud Swivel with 200387C, for 241346
210913	15973	Bobbin Case Latch, for 210914
210914	15973	" " " 210913 with 210734 and 210735, for 241403
210955	16005	Thread Guide (upper)
213161	16000	Feed Regulating Lever with 213657
213657	16000	" " " Spring Pin, for 213161
224317	16003	Needle Bar with 200125F, 200175X and 249270
224387	16003	Thread Guide (on needle bar frame)
224392	15999	Arm Shaft Oil Packing (wick) for 241425
224400	16000	" " Connection Belt (reinforced neoprene)
225257	17900	Thread Unwinder Spool Rest (for two spools) (flat) with 201018C, two each 201528X, 228692 and 228693, for 225258
225258	17900	Thread Unwinder (for two spools) (flat) complete, Nos. 201696X, 225257, 225324, 225326, 225388, 259658, two each 150203, 225391 and three wood screws 7/8 in., No. 12
225322	17900	Thread Unwinder Thread Guide Rod Washer, for 225324
225324	17900	Thread Unwinder Thread Guide Rod with 208AL and 225322, for 225258
225326	17900	Thread Unwinder Thread Guide Position Cup, for 225258
225368	16615	Bobbin Winder Pulley with 200380C, for 259431
225377	17900	Thread Unwinder Spool Wire, for small spools
225381	16615	Bobbin Winder Spindle, for 259431
225388	17900	Thread Unwinder Spool Rest Rod, for 225258
225390	17900	Thread Unwinder Thread Cone Holder
225391	17900	" " " Guide, for 225258
225444	16615	Bobbin Winder Stop Latch, for 259431 Nos. 225453 to 225456, for 259431
225453	16615	Bobbin Winder Frame with 202277 and 259660
225454	16615	Bobbin Winder Frame Hinge Pin
225455	16615	" " " Spring
225456	16615	" " " Plunger
225458	16615	" " Stop Latch Thumb Lever, for 259431

No.	Plate	Name
225459	16615	Bobbin Winder Stop Latch Thumb Lever Hinge Stud, for 259431
225459	16615	Bobbin Winder Stop Latch Thumb Lever Joint Stud, for 259431
225461	16615	Bobbin Winder Tension Bracket with 201499X, for 225462
225462	16615	Bobbin Winder Tension Bracket com- plete, Nos. 13710, 201572X, 225461 and two 2102, for 259431
225498	16006	Screw Driver (7-1/4 in. long)
225554	16006	Wrench (steel)
225664	16009	Strip Reel Supporting Spindle, for 225665
225665	16009	" " " " Base with 225664 and two wood screws 3/4 in., No. 7, for 226201
225666	16009	Strip Reel Supporting Spindle Hub 230471 with 225980, for 226200
225706	16009	Strip Folder on Shank Base Plate Posi- tion Pin, for 203075
225708	16009	Strip Folder on Shank Base Plate Spring for 230000
225980	16009	Strip Reel Supporting Spindle Hub Base, for 225666
226200	16009	Strip Reel (6 in. diam.) with 225666, for 226201
226201	16009	Strip Reel (6 in. diam.) complete, Nos. 225665 and 226200
226999	15984	Edge Guide
228026	16615	Bobbin Winder Tension Bracket Screw Washer, for 259431
228212	15998	Drip Pan (short) with four 3/4 in. wire nails
228363	18580	Knee Lifter Rock Lever Hinge Pin, for 228709
228364	18580	Knee Lifter Rock Lever Knee Plate with 350231C, for 228710
228365	18580	Knee Lifter Rock Lever Rod, for 228710
228367	18580	" " " " Stop Stud, for 228709
228370	18580	Knee Lifter Rock Lever Extension with 200529C, for 228710
228386	18580	Knee Lifter Rock Lever Spring, for 228709
228388	18580	Knee Lifter Rock Lever Knee Plate Arm for 228710
228455	18580	Knee Lifter Rock Lever Position Spring, for 228709
228476	16006	Screw Driver (Bobbin Case)
228692	17900	Thread Unwinder Spool Pin, for 225257
228693	17900	" " " " Washer, for 225257

NUMERICAL LIST OF PARTS

No.	Plate	Name
228707	18580	Knee Lifter Rock Lever Bracket with 200347C and three wood screws 7/8 in., No. 12, for 228709
228709	18580	Knee Lifter Rock Lever Bracket 228707 with 228363, 228367, 228386, 228455 and 228713, for 228710
228710	18580	Knee Lifter Rock Lever complete, Nos. 228364, 228365, 228370, 228388 and 228709
228713	18580	Knee Lifter Rock Lever with two 350231C, for 228709
230000	16009	Strip Folder on Shank Base Plate 203075 with 201525E, 203077, 225708, 350472X and two 200160B
230471	16009	Strip Reel Supporting Spindle Hub, for 225666
230795	15984	Presser Foot Hinge Pin, for 210562 and 241379
230929	15980	Hemmer Foot, 3/32 in. hem, for hem- ming scallops on sheer material
231337	16006	Cloth Guide
240034	16005	Thread Retainer
*240053	15999	Arm Shaft Bushing (back) for 240057
*240054	15999	" " Ball Bearing Collar with two 200378C, for 240055
240055	15999	Arm Shaft Ball Bearing Collar 240054 with 249440, for 240057
*240056	15999	Arm Shaft Ball Bearing Retaining Washer, for 240057
240057	15999	Arm Shaft Bushing (back, ball bearing) complete, Nos. 240053, 240055 and 240056
240067	16002	Knee Lifter Connection Lever, for 210876
240231	16000	Feed Driving Eccentric Friction Gib, for 241440
240566	16006	Wrench (3/32" Hex.)
*241301	-----	Arm with 54897, 202135, 241303 and 241315
241303	15999	Arm Oil Tube, for 241301
*241312	-----	Bed
241313	16001	" Oil Reservoir
241315	16001	" " " Oil Leader, for 241301
241322	16001	Feed Bar
241323	16000	" Driving Connection with 200054E and 202277
241327	16000	Feed Lifting Connection with 200054E and 202277
241328	16001	Feed Lifting Connection Crank with 200050C and 200378C
241329	16001	Feed Lifting Rock Shaft (hollow) and Hook Driving Shaft Bearing

No.	Plate	Name
241334	16001	Hook Driving Bevel Pinion Shaft Ball Bearing Collar with two 200383C, for 241335
241335	16001	Hook Driving Bevel Pinion Shaft Ball Bearing Collar 241334 with 263029
241336	16001	Hook Shaft Bushing, for 241398
241338	16001	" " " Oil Tube
241342	16003	Needle Bar Connecting Link Guide Block Gib
241344	16003	Needle Bar Connecting Link Stud with 202254
241345	16003	Needle Bar Connecting Stud with 202277, for 241346
241346	16003	Needle Bar Connecting Stud 241345 with 210882
241348	16003	Needle Bar Frame with 200070C
241349	16003	" " " Guide Stud
241350	15974	" " " Pitman with 200054E and 202277
241352	16004	Presser Bar Bushing
241355	16003	Take-up Lever Driving Stud with 202277
241356	16003	" " Hinge Stud with 202423
241357	16004	" " Oiling Wick Eyelet
241362	16005	Thread Guide (lower)
241368	16001	Hook Driving Bevel Pinion, 24 teeth, with two 200378C
241369	16001	Hook Shaft Bevel Gear, 24 teeth, with two 200382C
241371	16002	Throat Plate, 60 needle hole, for needle sizes 8 and 9, for 210518 and 210519
241372	15984	Throat Plate, 60 needle hole, for needle sizes 8 and 9, for 241373
241373	15984	Feed Dog, for 241372
241374	15984	Presser Foot Shank, for 241375
241375	15984	Presser Foot (hinged) complete, 53 needle hole, Nos. 202090, 241374 and 241393
241376	15979	Presser Foot Plate, for 241377
241377	15979	Presser Foot (hinged) complete, Nos. 202090, 202923 and 241376
241378	16008	Presser Foot Plate, for 241379
241379	16008	Presser Foot (hinged) complete, 50 needle hole, Nos. 210620, 230795 and 241378
241380	16007	Throat Plate, 60 needle hole, for needle sizes 8 and 9, for 210518
241384	16007	Lace Guide, for 241385
241385	16007	Lace Guide Tension and Leader complete, Nos. 200158X, 201525E, 241384, 241390 to 241392, 350389J, two each 200170X and 200184B
241386	16009	Edge Guide

NUMERICAL LIST OF PARTS

No.	Plate	Name
241387	16009	Presser Foot
241388	16009	Strip Folder on Shank
241389	16009	" Guide on Shank
Nos. 241390 to 241392, for 241385		
241390	16007	Lace Guide and Tension Bracket Base
241391	16007	" Leader
241392	16007	" Tension Bracket
241393	15984	Presser Foot Plate, for 241375
241394	15973	Hook (sewing) with 263134, for 241395
241395	15973	" 241394 with 200145C, 210536, 263034 and three 200596F, for 241396
241396	15973	Hook and Bobbin Case complete, Nos. 241395 and 241404
241397	16001	Hook Shaft (hollow)
241398	16001	" " Bushing 241336 with 241397 and 350314F
241402	15973	Bobbin Case Cap with 200592C, 201016F and 263110, for 241403
241403	15973	Bobbin Case Cap complete, Nos. 200964C 210736, 210914 and 241402, for 241404
241404	15973	Bobbin Case complete, Nos. 210846 and 241403, for 241396
241405	16007	Lace Guide Stop Pin, for 241407
241406	16007	" " (switch-up) with 201218E, 201537E and 350404D, for 241408
241407	16007	Lace Guide Bracket with 200047D, 201218E, 201237E, 201566B and 241405, for 241408
241408	16007	Lace Guide (switch-up) complete, for attaching lace to crepe de chine, Nos. 200934D, 201531E, 206042, 241406 and 241407
241410	16003	Needle Bar Connecting Link Guide Block
241425	15999	Arm Shaft with 224392 and 350431E
241432	16000	" " Connection Belt Pulley with 200327C, 200602C and two 202253, for 241440
241434	16000	Feed Driving Eccentric, for 241440
241438	16003	Needle Bar Crank with 200335C, 200374C 200383C and 200428C
241439	16001	Feed Driving Connection Crank with 200019E
241440	16000	Arm Shaft Connection Belt Pulley 241432 with 240231, 241434, 241441, 241442, 241456, 248415 and two 200582X
241441	16000	Feed Driving Eccentric Adjusting Disc, for 241440
241442	16000	Feed Indicating Disc, for 241440
241443	16005	Thread Controller Spring Stop
241444	16002	Face Plate
241448	16004	Presser Bar Position Guide, for 241453

No.	Plate	Name
241451	16004	Take-up Lever Oil Guard with 200362C and 241452, for 241453
241452	16004	Take-up Lever Oil Guard Felt, for 241451
241453	16004	Take-up Lever Oil Guard complete, Nos. 241448 and 241451
241454	15999	Driving Wheel (disc) (aluminum alloy casting) "V" belt groove (outside diam. of belt groove 2.9 in.) with 350540C and 350541C
241456	16000	Feed Driving Flange with two each 350562XC and 350578XC, for 241440
244033	16004	Presser Bar (hollow) for 202335
244048	16005	Tension Disc (back) for 263107
244049	16005	" " (front) for 263107
244059	16003	Take-up Lever
244084	16001	Hook Shaft Bushing Set Screw Packing (fibre)
244084	16004	Presser Bar Thumb Screw Thumb Set Screw Packing (fibre)
248415	16000	Feed Driving Eccentric Adjusting Disc Spring, for 241440
249270	16003	Needle Bar Thread Guide, for 224317
249440	15999	Arm Shaft Ball Bearing, for 240055
259007	15980	Hat Sweat Folder Band Guide (adjustable) for 259015
259008	15980	Hat Sweat Folder Body, for 259009
259009	15980	" " " " 259008 with 259010 and two 200172X, for 259015
259010	15980	Hat Sweat Folder Edge Guide (adjustable) for 259009
		Nos. 259011 to 259014, for 259015
259011	15980	Hat Sweat Folder Reed Guide
259012	15980	" " " Strip Guide (lower) (adjustable)
259013	15980	Hat Sweat Folder Strip Guide (upper) (adjustable)
259014	15980	Hat Sweat Folder Tension Spring
259015	15980	Hat Sweat Folder and Guide complete, for strips from 5/8 to 1-1/4 in. wide, top guide adjustable from 1/4 to 9/16 in., bottom guide adjustable from 1/4 to 1 in., Nos. 200126D, 200169B, 200459D, 201560D, 259007, 259009, 259011 to 259014, two each 200175D and 200585X
259017	15980	Presser Foot, for use with Throat Plate 259018
259018	15980	Throat Plate, 53 needle hole, for needle sizes 12 and 13, for use with Presser Foot 259017, for 210524

NUMERICAL LIST OF PARTS

No.	Plate	Name
Nos. 259428 to 259430, for 259431		
259428	16615	Bobbin Winder Brake (leather)
259429	16615	" " " Clamp
259430	16615	" " and Tension Bracket Base
259431	16615	Universal Bobbin Winder complete (for 5/16 in. round belt drives) Nos. 200056E, 200082D, 200113F, 200299X, 202478, 225368, 225381, 225444, 225453 to 225456, 225458, 225462, 228026, 259428 to 259430, two each 225459 and wood screws 3/4 in., No. 12, R. H. B.
259658	17900	Thread Unwinder Spool Stand with 200383C, for 225258
259660	16615	Bobbin Winder Frame Oil Well Washer, for 225453
263029	16001	Hook Driving Bevel Pinion Shaft Ball Bearing, for 241335
263032	16001	Hook Driving Bevel Pinion Shaft Ball Bearing Retainer
263033	16001	Hook Driving Bevel Pinion Shaft Belt Pulley with 202324 and two 201018C
263034	15973	Hook Washer Needle Guard, for 241395
263041	16004	Take-up Lever Oiling Wick 263090 with 263097
263090	16004	Take-up Lever Oiling Wick, for 263041
*263097	16004	" " " " Wire, for 263041
263099	15973	Bobbin
263106	16005	Tension Spring Washer, for 263107
263107	16005	Tension complete, Nos. 200625F, 201572X, 202405, 202407, 202410, 244048, 244049 and 263106
263110	15973	Bobbin Case Tension Spring, for 241402
263134	15973	Hook Oiling Felt, for 241394
265802	15999	Arm Cap
265838	16004	Tension Release Plunger
265839	16005	Thread Controller Thread Guard
265844	16003	Needle Bar Connecting Link
266005	16001	Feed Bar Hinge Stud (eccentric)
266011	16001	" Driving Rock Shaft with two 200988F
350231C	18580	Knee Lifter Rock Lever Extension Set Screw, for 228713
350231C	18580	Knee Lifter Rock Lever Knee Plate Arm Set Screw, for 228713
350231C	18580	Knee Lifter Rock Lever Knee Plate Set Screw, for 228364
350314F	16001	Hook Shaft Position Screw, for 241398
350366X	16002	Bed Oil Stop Screw
350389J	16007	Lace Leader Wing Screw, for 241385
350398C	16001	Hook Position Screw
350404D	16007	Lace Guide Screw (handle) for 241406
350419X	15999	Driving Wheel Adjusting Screw

NUMERICAL LIST OF PARTS

37

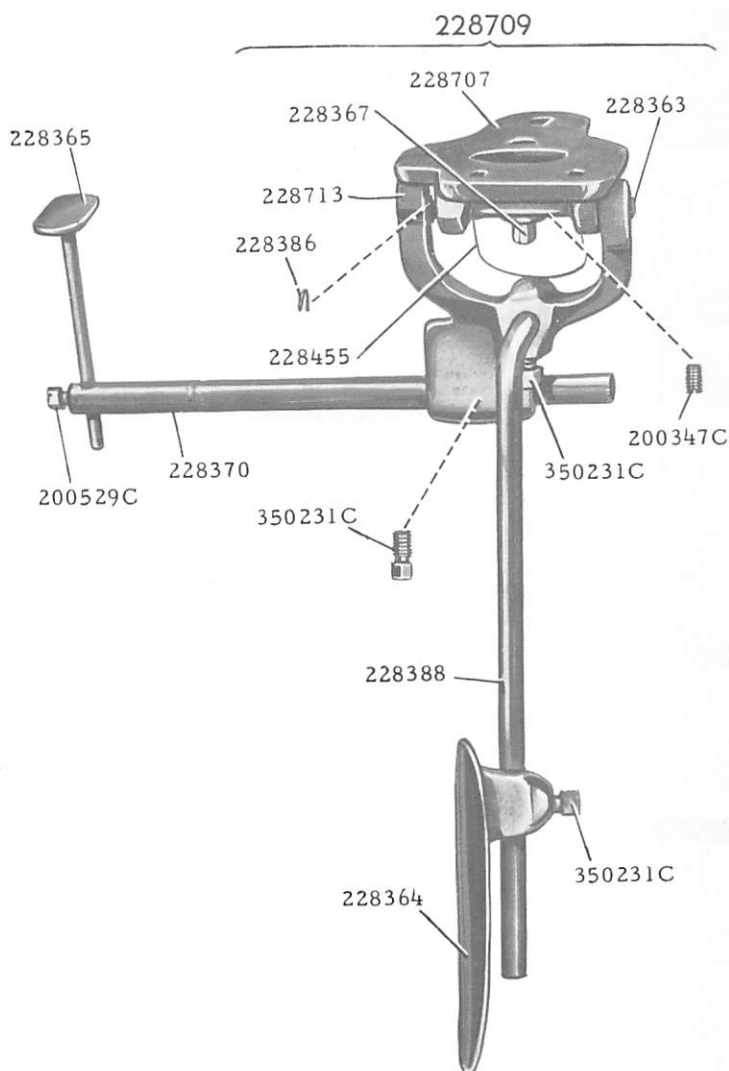
No.	Plate	Name
350431E	15999	Arm Shaft Oil Packing Stop Screw, for 241425
350472X	16009	Strip Folder on Shank Base Plate Screw, for 230000
350540C	15999	Driving Wheel Position Screw, for 241454
350541C	15999	Driving Wheel Set Screw, for 241454
350562XC	16000	Feed Driving Eccentric Friction Gib Adjusting Screw Set Screw, for 241456
350578XC	16000	Feed Driving Eccentric Friction Gib Adjusting Screw, for 241456

SINGER Needles should be used
in **SINGER** Machines
These Needles and their Containers
are marked with the
Company's Trade Mark "**SIMANCO.****" 1

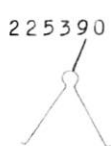
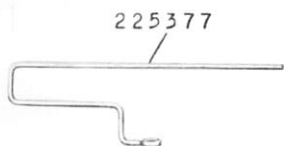
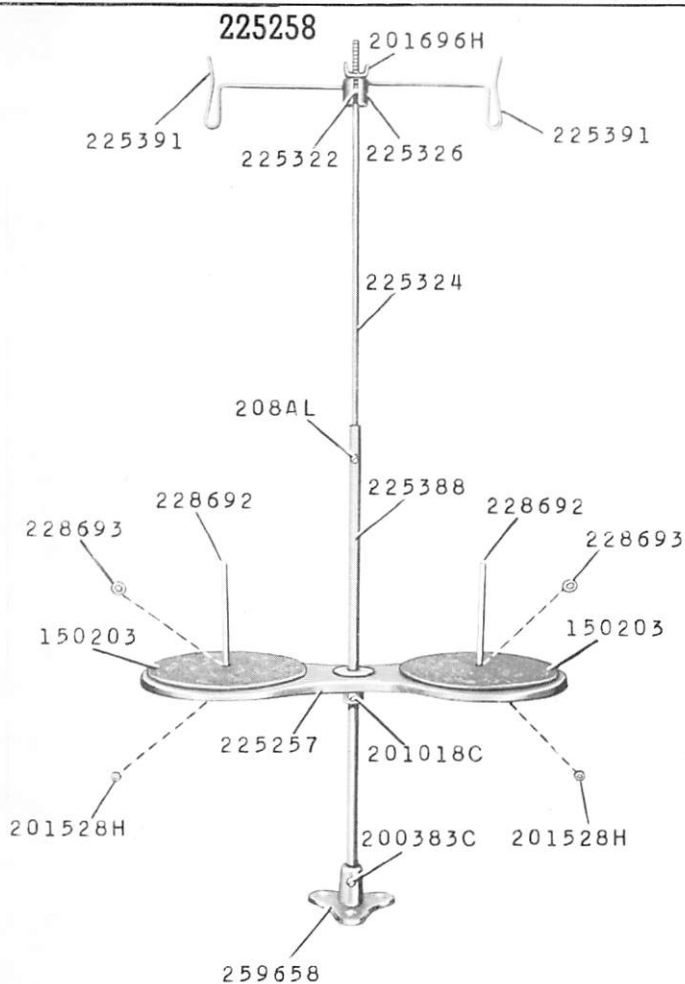
Needles in Containers marked
"**FOR SINGER MACHINES**"
are **NOT SINGER** made needles. 2

18580 - $\frac{3}{8}$

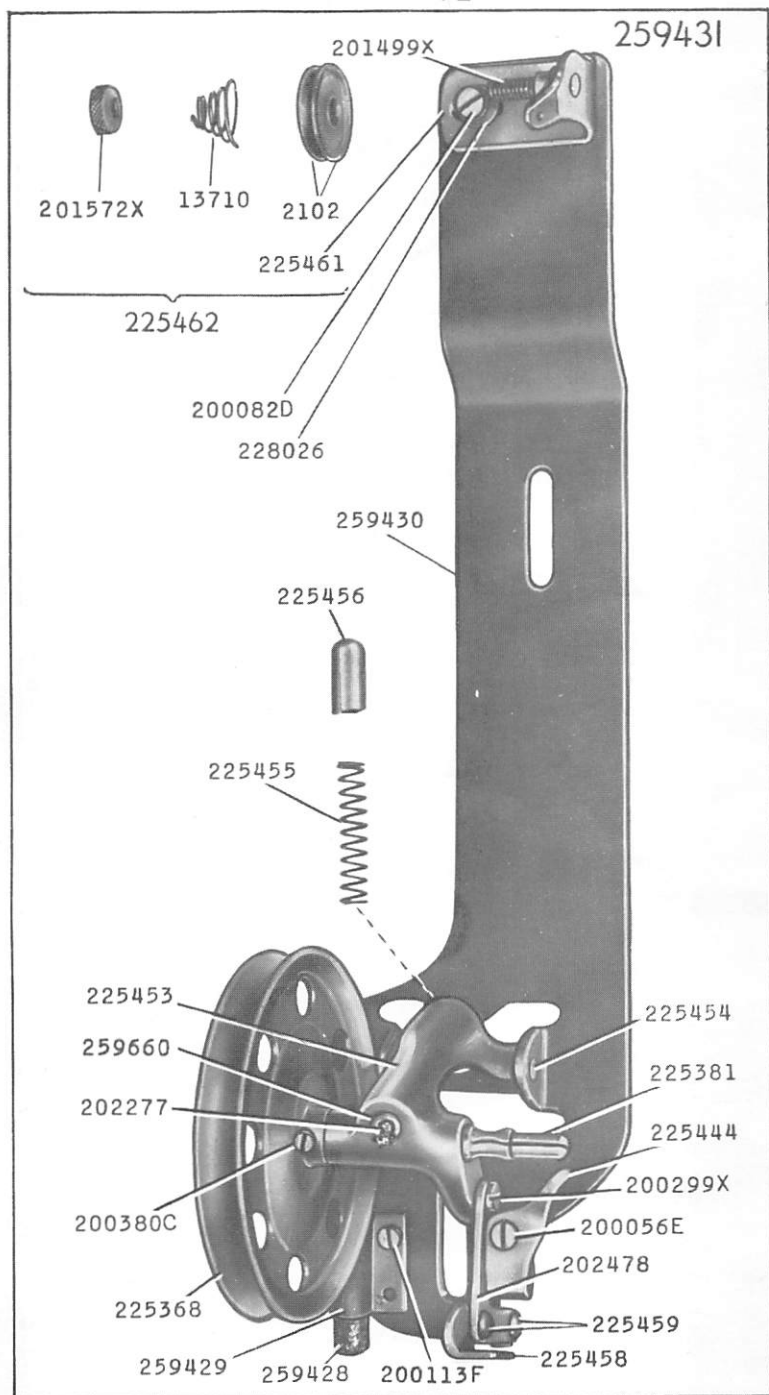
228710

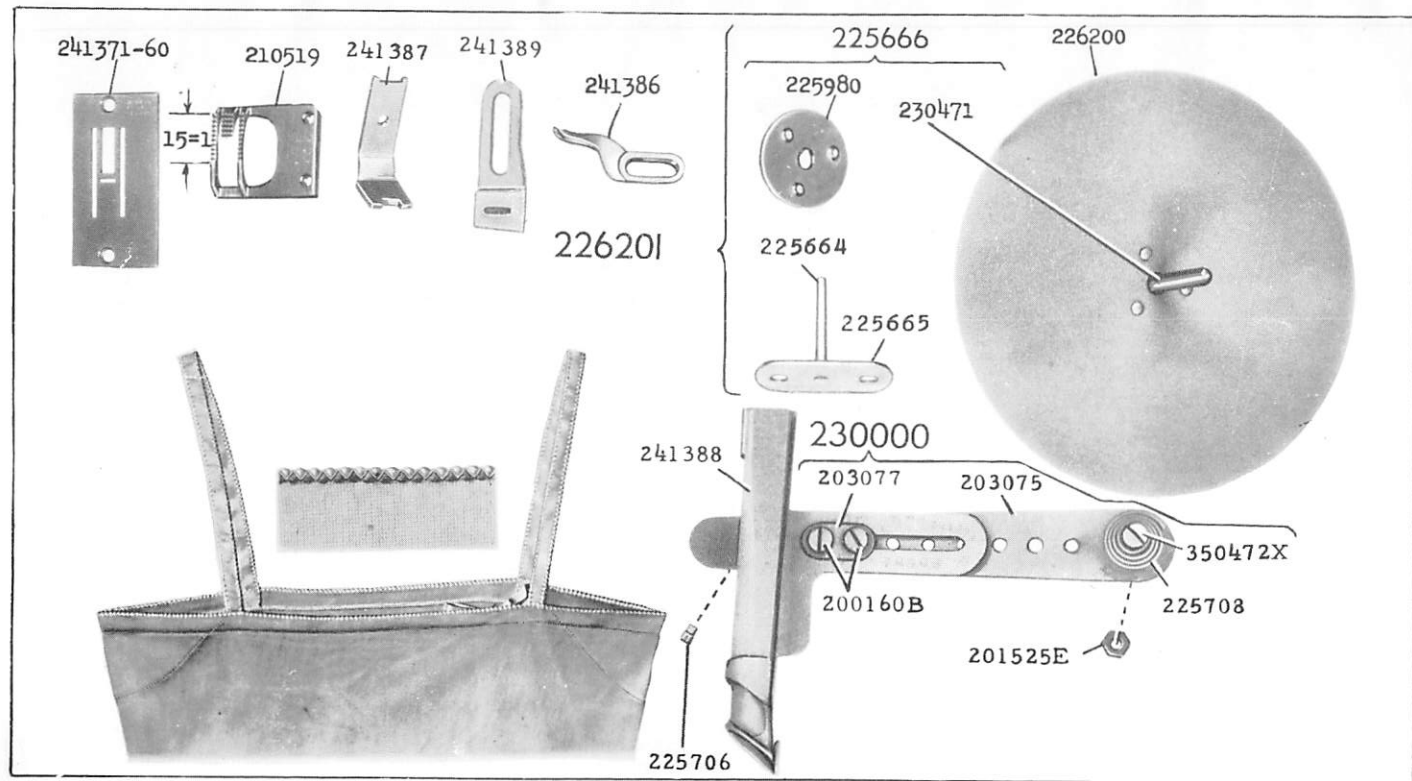


17900 - 1/6



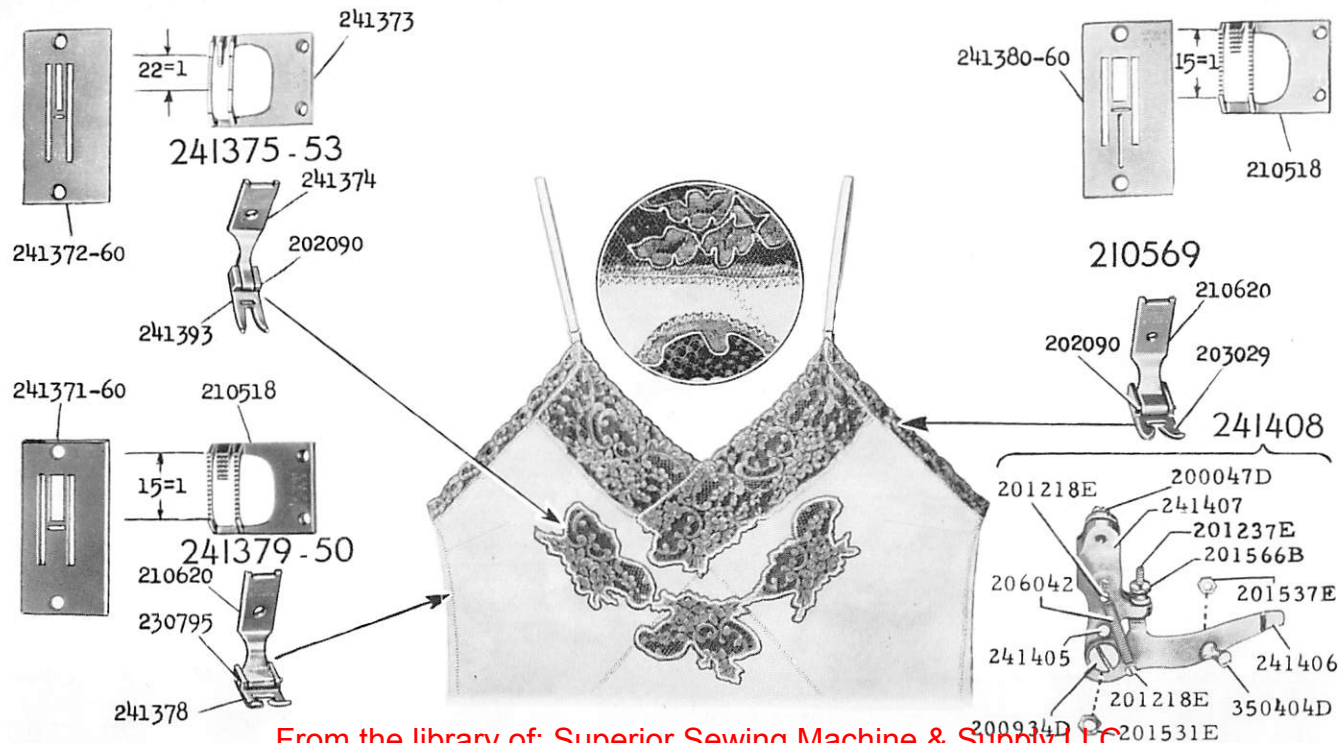
16615 - 1/2



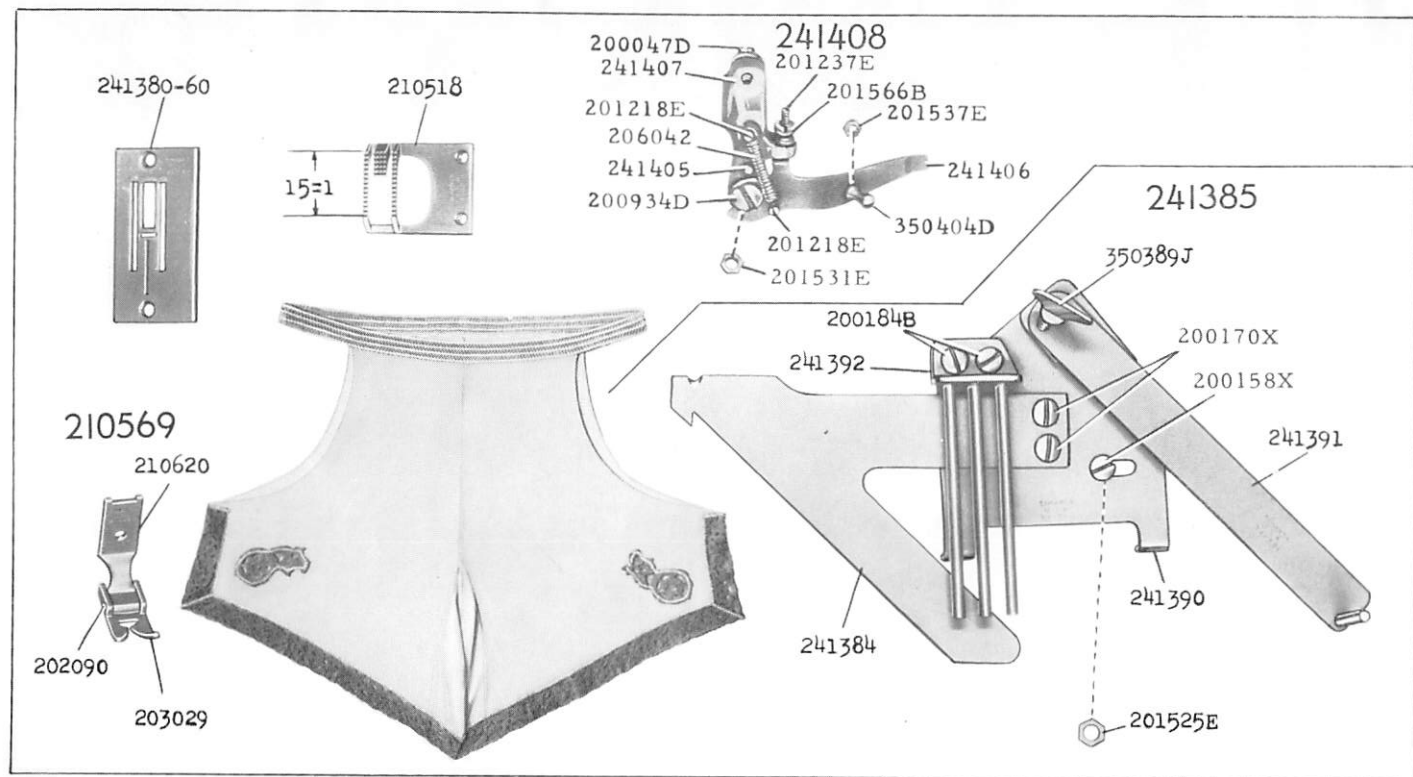


16009 - 3/8

From the library of: Superior Sewing Machine & Supply LLC



From the library of: Superior Sewing Machine & Supply LLC



16007 - 3/8

From the library of: Superior Sewing Machine & Supply LLC

16006 - 1/2

225498



228476



120342

120343




240566



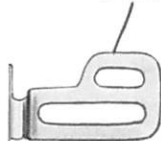
41400

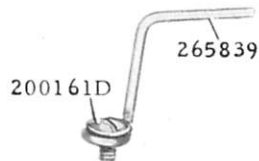
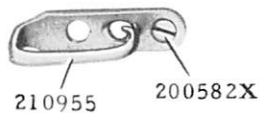


225554



231337

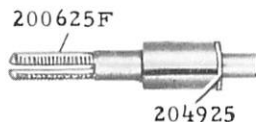




240034



202405



204925

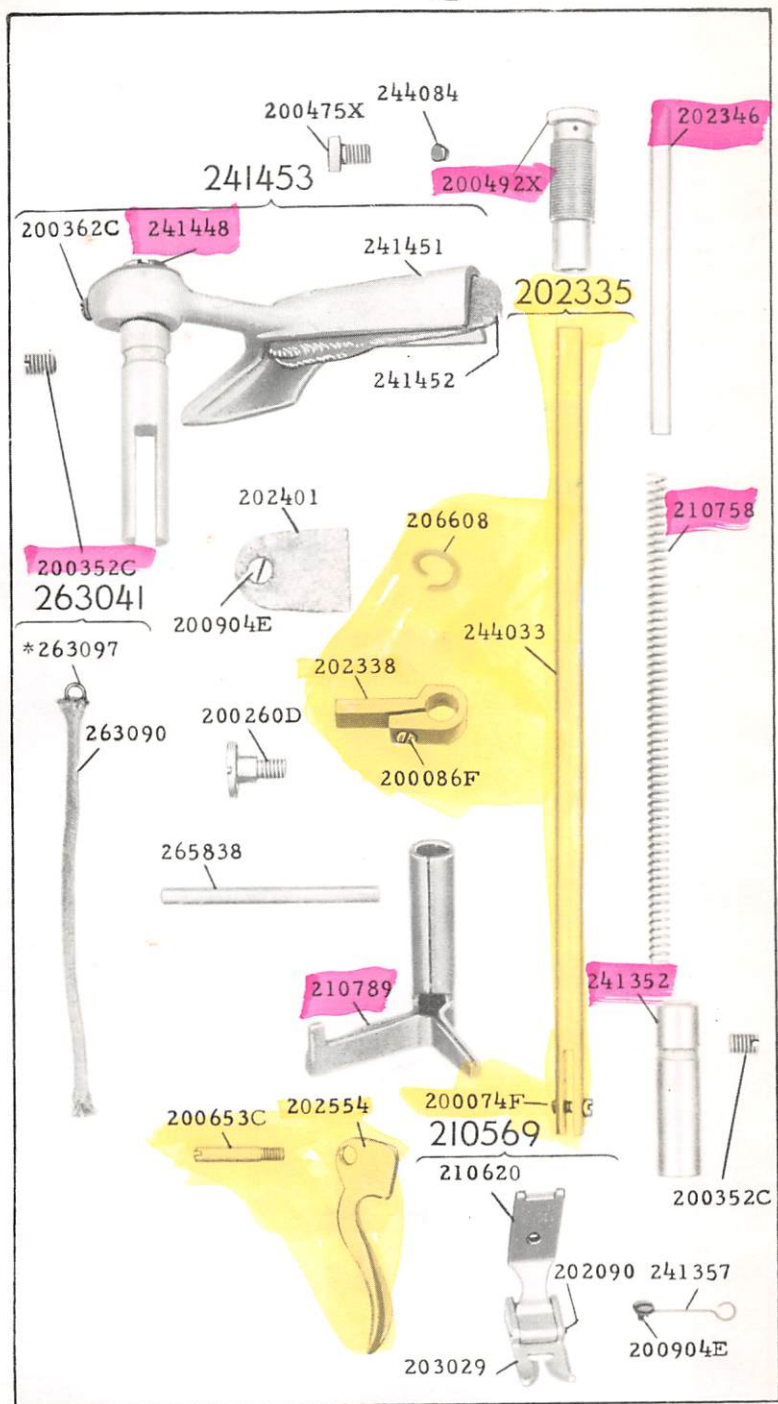


200132E

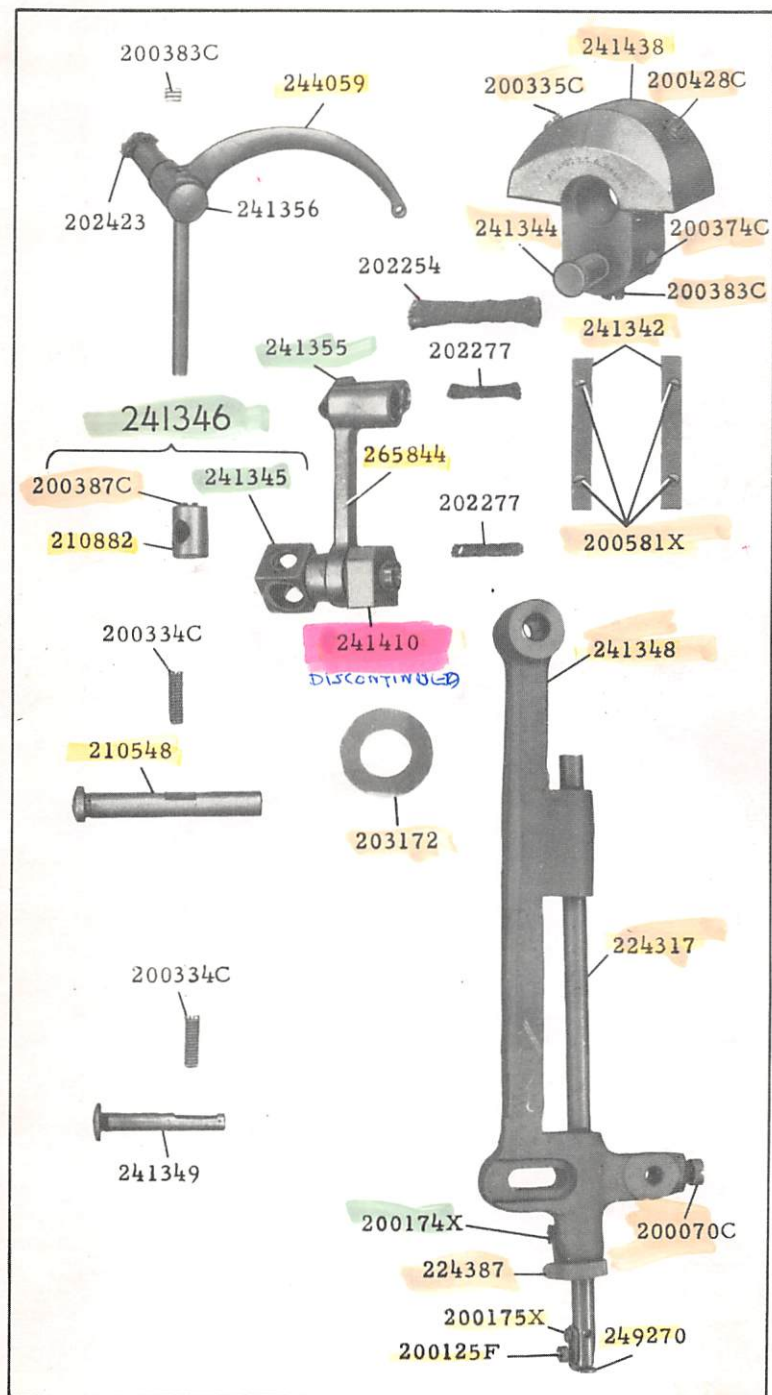


16005 - 3/4

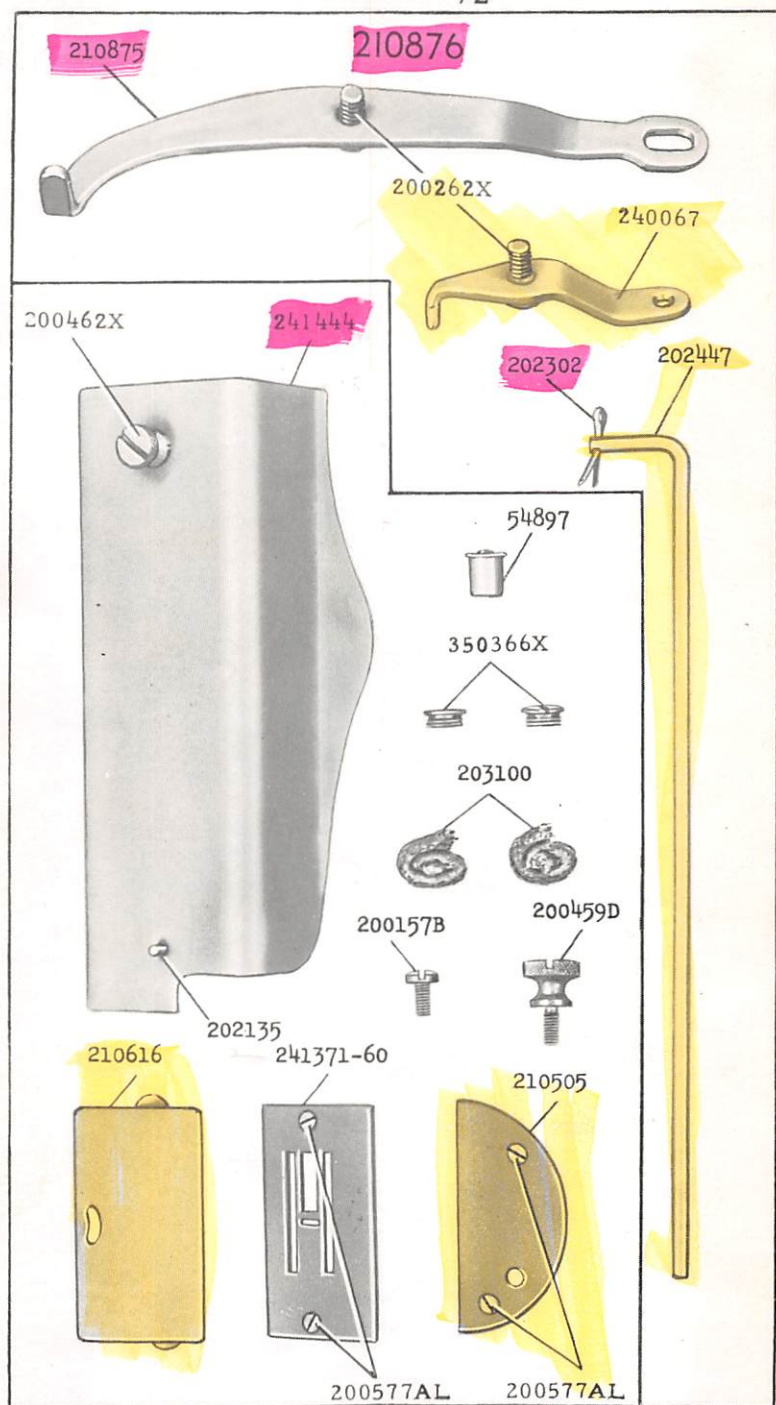
16004 - 1/2

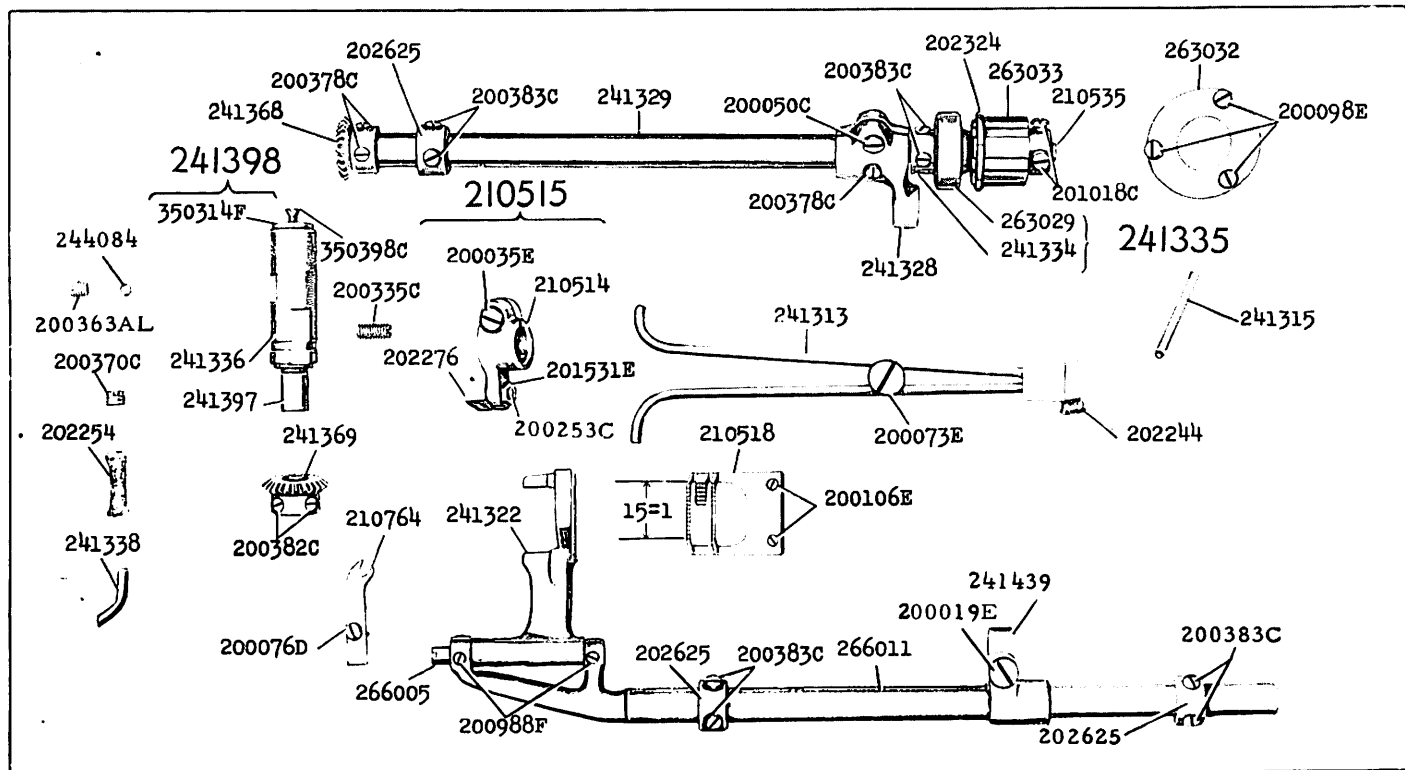


16003 - 1/2



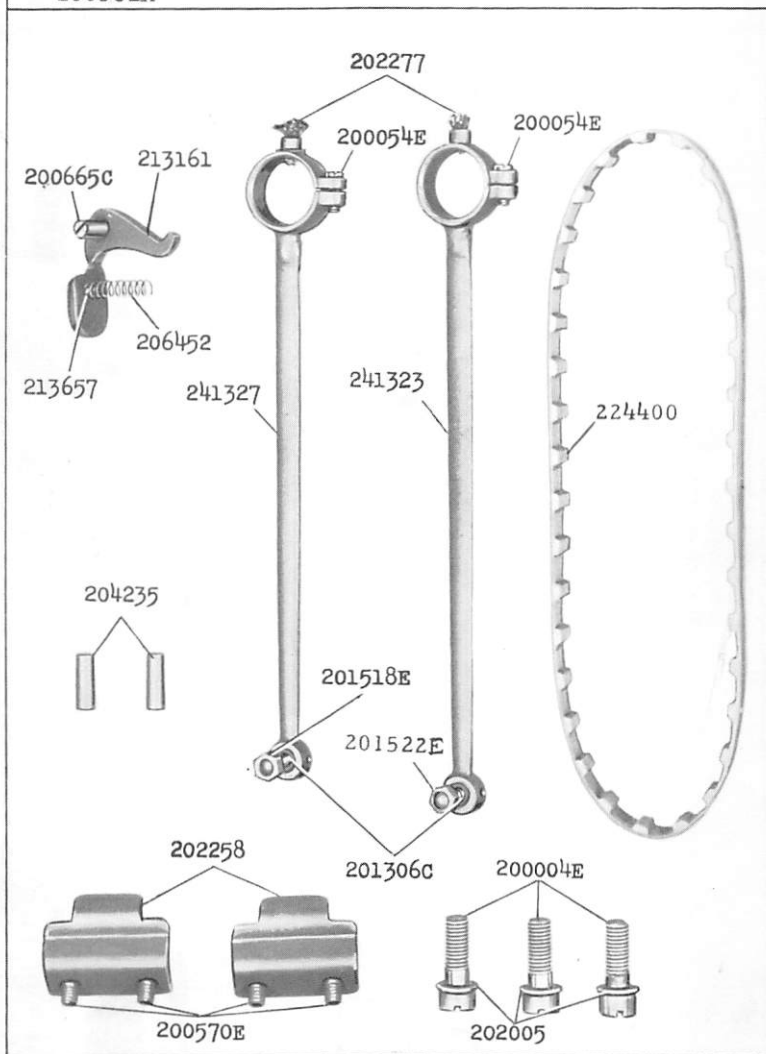
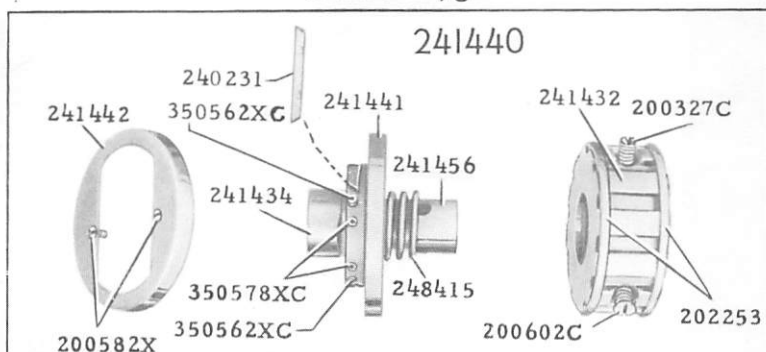
16002 - 1/2

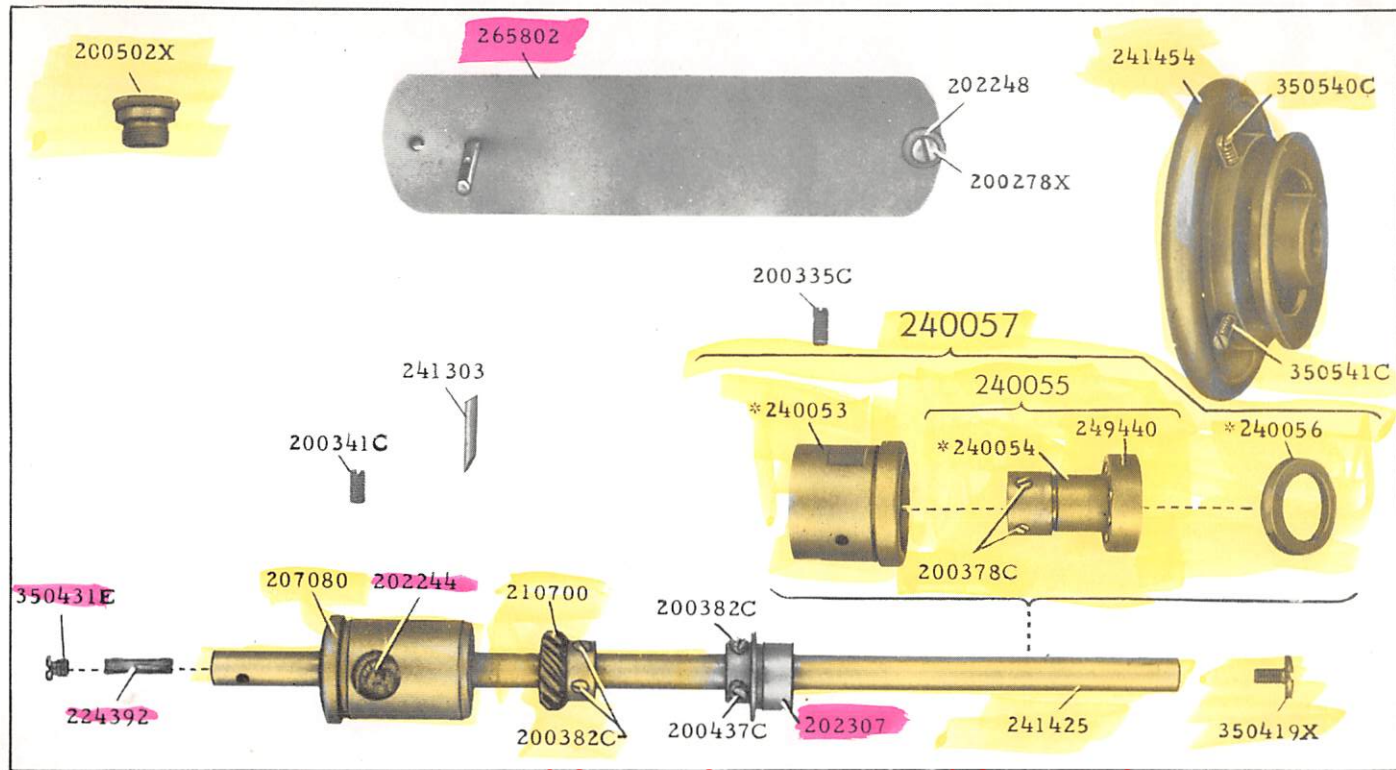




16001 - 1/3

16000 - 3/8





15999 - 3/8

From the library of: Superior Sewing Machine & Supply LLC

15998 - 3/8

228212



241371-60



210518

15=1



210569


210620

202090

203029



241371-60



210518


15=1



230929-3/32



241372-60




202343



241373

22=1




241375-53

241374

202090

241393



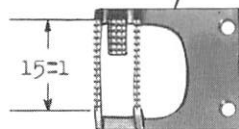
15986 - 3/8

From the library of: Superior Sewing Machine & Supply LLC


210600-53



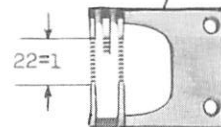
210518



241372-60




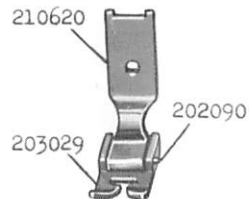
241373




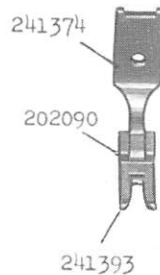
202343



210569




241375-53

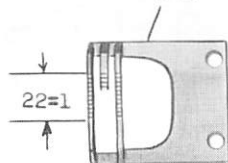


From the library of: Superior Sewing Machine & Supply LLC


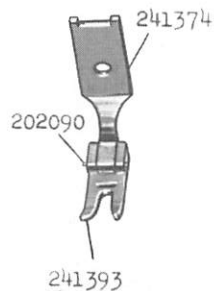
241372-60




241373



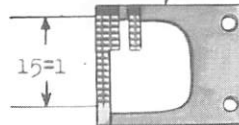
241375-53



210596-53



210516



226999





210562

210620




230795

203027

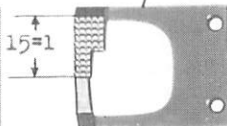


15984 - 1/2

259018-53



210524



259017



259015

259014

259009

259010

200172H

259008

200175D

200585H

200459D

259007

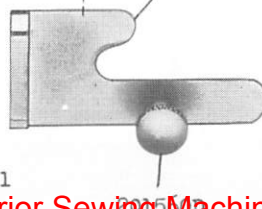
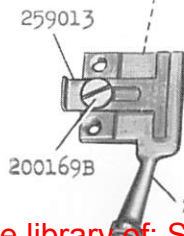
200126D

259013


200169B

259011

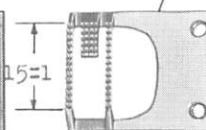
259012



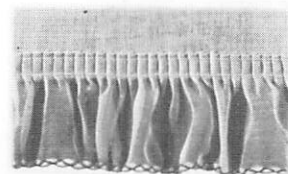
241371-60



210518



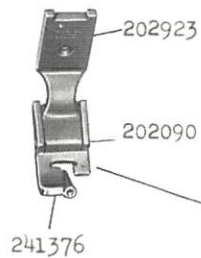
230929-3/32



From the library of: Superior Sewing Machine & Supply LLC

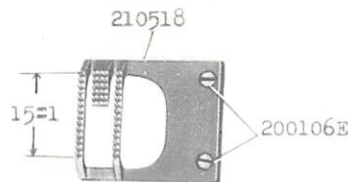
15980 - 1/2

241377


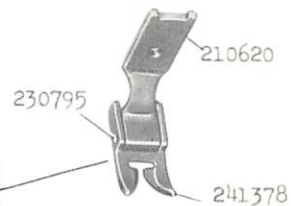


200577XC

241371-60



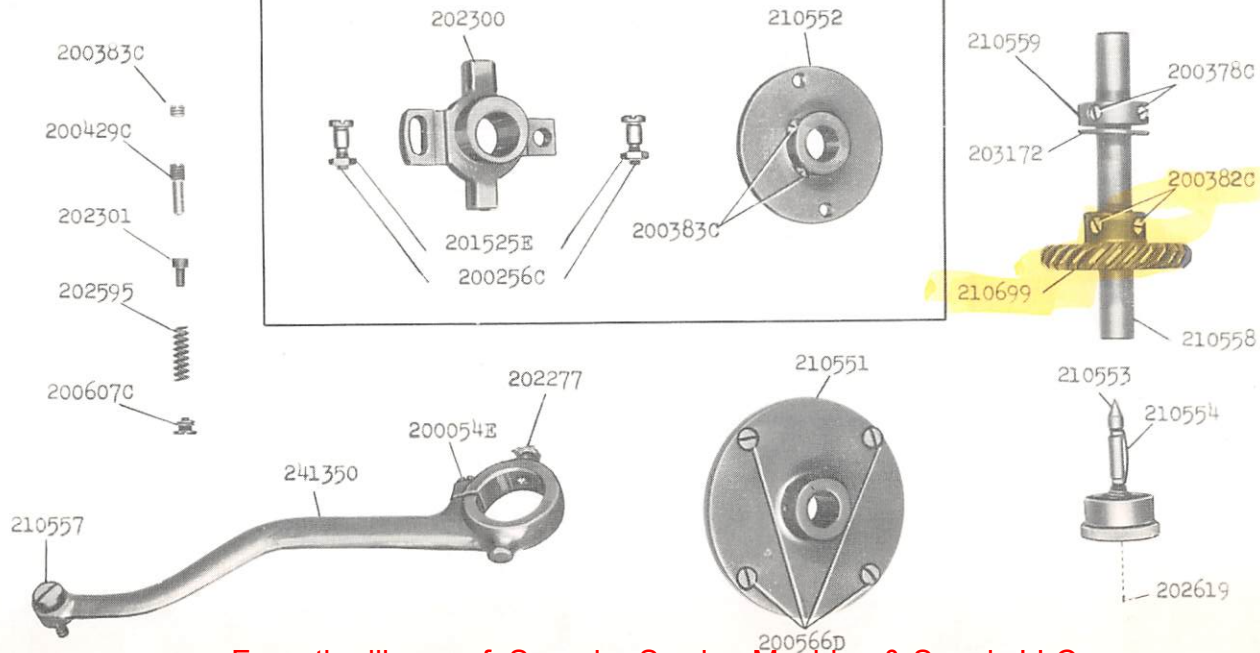
241379-50



15979 - 1/2

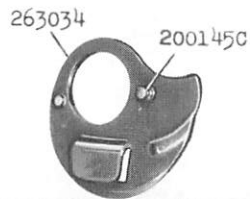
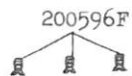
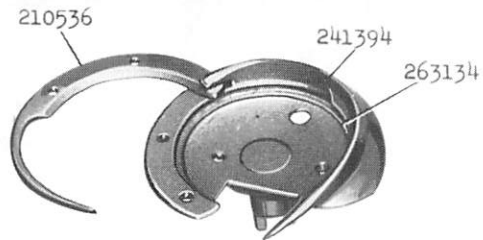
From the library of: Superior Sewing Machine & Supply LLC

210550



From the library of: Superior Sewing Machine & Supply LLC

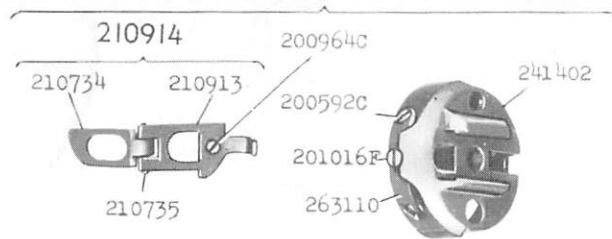
241395



241396

241404

241403



263099

15973 - 3/4

